



INSTITUTE FOR TESTING AND CERTIFICATION, INC.

třída Tomáše Bati 299, Louky, 763 02 Zlín, Czech Republic

FINAL REPORT

No. 353301644/2020

Applicant: PP Polesie JV, LTD.

Address: Sovetskaya Str. 141
225304 Kobrin
Republic of Belarus

Product: **126 color plastic samples**
(specification in article 1)

Manufacturer: PP Polesie JV, LTD.
Sovetskaya Str. 141
225304 Kobrin
Republic of Belarus

Assessed by: Ing. Monika Štipková

Issued on: 17.01.2020



Ing. Pavel Vaněk
Head of the Certification Division





1. Product specification and requested service

The client – **PP Polesie JV, LTD., Sovetskaya Str. 141, 225304 Kobrin, Republic of Belarus** - has applied for the assessment of conformity of the following toys (hereafter Products) with the requirements of the relevant regulations:

Table 1.1 – Product specification






Manufacturer	PP Polesie JV, LTD. Sovetskaya Str. 141, 225304 Kobrin, Republic of Belarus
Assessed Products	126 Color plastic samples
Description of materials:	Plastic parts of toys - specifications with the pictures are mentioned in Table 1.2

Table 1.2 – Specification



No.	Sample ITC No.	Sample code	Color	Photo
1	MO 202	1-248	white	
2	MO 95	1-272	white	
3	MO 210	2-0	clear	
4	MO 205	2-0-0	clear	

No.	Sample ITC No.	Sample code	Color	Photo
5	MO 96	3-121	blue	
6	MO 97	3-200	blue	
7	MO 102	4-138	yellow	
8	MO 98	4-212	yellow	

No.	Sample ITC No.	Sample code	Color	Photo
9	MO 168	4-220	yellow	
10	MO 100	4-339	yellow	
11	MO 99	4-342	yellow	
12	MO 220	4-389	yellow	
13	MO 103	5-39	green	

No.	Sample ITC No.	Sample code	Color	Photo
14	MO 104	5-84	green	
15	MO 111	5-139	green	
16	MO 105	5-143	green	
17	MO 106	5-177	green	
18	MO 107	5-238	green	



No.	Sample ITC No.	Sample code	Color	Photo
19	MO 108	5-252	green	
20	MO 109	5-325	green	
21	MO 112	6-209	brown	
22	MO 113	6-324	brown	
23	MO 115	7-37	red	

No.	Sample ITC No.	Sample code	Color	Photo
24	MO 119	7-125	red	
25	MO 116	7-213	red	
26	MO 117	7-250	red	
27	MO 120	8-178	lemon	

No.	Sample ITC No.	Sample code	Color	Photo
28	MO 121	9-30	crimson	
29	MO 122	9-109	crimson	
30	MO 123	9-265	crimson	
31	MO 124	9-341	crimson	

No.	Sample ITC No.	Sample code	Color	Photo
32	MO 128	10-260	orange	
33	MO 125	10-292	orange	
34	MO 190	10-295	orange	
35	MO 126	10-308	orange	

No.	Sample ITC No.	Sample code	Color	Photo
36	MO 127	10-338	orange	
37	MO 129	11-116	silver	
38	MO 130	11-149	silver	
39	MO 131	11-275	silver	
40	MO 132	12-73	grey	

No.	Sample ITC No.	Sample code	Color	Photo
41	MO 133	12-301	grey	
42	MO 134	12-337	grey	
43	MO 135	13-201	blue	
44	MO 136	13-234	blue	

No.	Sample ITC No.	Sample code	Color	Photo
45	MO 137	13-240	blue	
46	MO 138	13-319	blue	
47	MO 139	14-147	purple	
48	MO 140	14-223	purple	
49	MO 141	14-263	purple	

No.	Sample ITC No.	Sample code	Color	Photo
50	MO 144	15-127	black	
51	MO 143	15-259	black	
52	MO 142	15-294	black	
53	MO 215	15-363	black	
54	MO 201	19-279	green	

No.	Sample ITC No.	Sample code	Color	Photo
55	MO 145	19-297	green	
56	MO 146	20-309	turquoise	
57	MO 147	20-329	turquoise	
58	MO 148	21-320	brown	
59	MO 149	21-323	brown	
60	MO 150	22-99	green	

No.	Sample ITC No.	Sample code	Color	Photo
61	MO 151	22-114	green	
62	MO 152	22-237	green	
63	MO 153	23-108	crimson	
64	MO 154	23-300	crimson	

No.	Sample ITC No.	Sample code	Color	Photo
65	MO 155	23-336	crimson	
66	MO 204	24-358	lilac	
67	MO 207	25-103	marble	
68	MO 156	25-317	marble	
69	MO 157	28-185	lilac	

No.	Sample ITC No.	Sample code	Color	Photo
70	MO 158	28-210	lilac	
71	MO 159	29-239	blue	
72	MO 160	29-327	blue	
73	MO 219	29-367	blue	
74	MO 218	30-354	gold	

No.	Sample ITC No.	Sample code	Color	Photo
75	MO 161	31-311	yellow	
76	MO 162	31-321	yellow	
77	MO 163	32-245	yellow	
78	MO 200	33-330	green	

No.	Sample ITC No.	Sample code	Color	Photo
79	MO 216	34-353	turquoise	
80	MO 164	35-171	yellow	
81	MO 165	36-244	orange	
82	MO 166	37-249	pink	
83	MO 167	39-243	blue	

No.	Sample ITC No.	Sample code	Color	Photo
84	MO 203	39-305	blue	
85	MO 169	45-267	orange	
86	MO 170	45-298	orange	
87	MO 171	45-299	orange	
88	MO 208	45-340	orange	

No.	Sample ITC No.	Sample code	Color	Photo
89	MO 172	54-258	pink	
90	MO 212	54-278	pink	
91	MO 173	54-318	pink	
92	MO 174	54-322	pink	
93	MO 211	54-359	pink	




No.	Sample ITC No.	Sample code	Color	Photo
94	MO 175	55-27	blue	
95	MO 178	55-124	blue	
96	MO 176	55-202	blue	
97	MO 177	55-316	blue	
98	MO 179	56-228	purple	

No.	Sample ITC No.	Sample code	Color	Photo
99	MO 180	63-140	pearl	
100	MO 181	64-326	crimson	
101	MO 182	65-242	grey	
102	MO 183	65-334	grey	
103	MO 184	66-274	green	

No.	Sample ITC No.	Sample code	Color	Photo
104	MO 214	66-331	green	
105	MO 185	66-352	green	
106	MO 186	67-257	grey	
107	MO 187	68-255	biege	
108	MO 206	69-256	cream	

No.	Sample ITC No.	Sample code	Color	Photo
109	MO 188	84-276	crimson	
110	MO 189	88-310	turquoise	
111	MO 213	94-328	cherry	
112	MO 114	97-29	red	
113	MO 195	99-332	blue	

No.	Sample ITC No.	Sample code	Color	Photo
114	MO 191	99-350	blue	
115	MO 192	100-296	blue	
116	MO 194	101-333	orange	
117	MO 193	101-351	orange	
118	MO 196	112-343	yellow	

No.	Sample ITC No.	Sample code	Color	Photo
119	MO 101	112-346	yellow	
120	MO 198	113-344	red	
121	MO 118	113-347	red	
122	MO 197	117-345	green	

No.	Sample ITC No.	Sample code	Color	Photo
123	MO 110	117-348	green	
124	MO 209	118-355	turquoise	
125	MO 199	119-356	red	
126	MO 217	121-357	lilac	



2. Conformity assessment results

Table 2.1 – Relevant standards and tests

<i>Document / Essential properties</i>	EN 71-3:2019 Safety of toys - Migration of certain elements EN 71-9:2005+A1:2007 Organic chemical compounds (tabs. 2A – flame retardants, 2D – monomers, 2E – solvents, 2I – plasticizers) Council Directive 1907/2006 REACH , Annex XVII – Cadmium, Polycyclic Aromatic Hydrocarbons (PAH), Phthalates AfPS GS 2014:01 Polycyclic Aromatic Hydrocarbons (PAH) CPSC-CH-C1001-09.4 Content of Phthalates CPSC-CH-E1002-08.3 Content of Lead (Pb) Directive (EU) 2014/79/EU Flame retardants Directive (EU) 2017/774 Phenol
<i>Place and method of sampling</i>	The samples were delivered by the client They were taken up in compliance with instructions of the Institute for Testing and Certification by random selection of representative samples of the goods from the Manufacturer's stock.
<i>Place of tests</i>	The tests of the specified essential properties were conducted by the Accredited Laboratory No 1004 of the Institute for Testing and Certification, Inc. Zlín, Czech Republic

2.2 Test results according to EN 71-3 – Migration of certain elements

Table 2.2.1 – Migration of certain elements according to EN 71-3:2019

Element	Migration limit (mg/kg)	Identified value (mg/kg)				
	Scraped-off material of toy	1	2	3	4	5
Aluminium (Al)	28 130^{c)}	< 20,0	< 20,0	< 20,0	< 20,0	< 20,0
Antimony (Sb)	560	< 0,50	< 0,50	< 0,50	< 0,50	< 0,50
Arsenic (As)	47	< 0,50	< 0,50	< 0,50	< 0,50	< 0,50
Barium (Ba)	18 750	< 20,0	< 20,0	< 20,0	< 20,0	< 20,0
Boron (B)	15 000	< 5,0	< 5,0	< 5,0	< 5,0	< 5,0
Cadmium (Cd)	17	< 0,20	< 0,20	< 0,20	< 0,20	< 0,20
Chromium (Cr)	-	< 0,50	< 0,50	< 0,50	< 0,50	< 0,50
Chromium III (CrIII)	460	< 0,50 ^{a)}	< 0,50 ^{a)}	< 0,50 ^{a)}	< 0,50 ^{a)}	< 0,50 ^{a)}
Chromium VI (CrVI)	0,053	< 0,005	< 0,005	< 0,005	< 0,005	< 0,005
Cobalt (Co)	130	< 0,50	< 0,50	< 0,50	< 0,50	< 0,50
Copper (Cu)	7 700	< 5,0	< 5,0	< 5,0	< 5,0	< 5,0
Lead (Pb)	23	< 0,50	< 0,50	< 0,50	< 0,50	< 0,50
Manganese (Mn)	15 000	< 5,0	< 5,0	< 5,0	< 5,0	< 5,0
Mercury (Hg)	94	< 0,50	< 0,50	< 0,50	< 0,50	< 0,50
Nickel (Ni)	930	< 0,50	< 0,50	< 0,50	< 0,50	< 0,50
Selenium (Se)	460	< 0,50	< 0,50	< 0,50	< 0,50	< 0,50
Strontium (Sr)	56 000	< 5,0	< 5,0	< 5,0	< 5,0	< 5,0
Tin total (Sn)	180 000	< 0,20	< 0,20	< 0,20	< 0,20	< 0,20
Organic Tin (Sn org.)	12	< 0,20 ^{b)}	< 0,20 ^{b)}	< 0,20 ^{b)}	< 0,20 ^{b)}	< 0,20 ^{b)}
Zinc (Zn)	46 000	< 20,0	< 20,0	< 20,0	< 20,0	< 20,0

Tested materials:

No.	Sample ITC No.	Specification of the material – Sample Code
1	BB 1342 (MO 95)	1-272
2	BB 1343 (MO 96)	3-121
3	BB 1344 (MO 97)	3-200
4	BB 1345 (MO 98)	4-212
5	BB 1346 (MO 99)	4-342

Results of the assessment

- Meet the limits value is given by the total contain of chromium in the sample
- Meet the limits value is given by the total contain of tin in the sample
- Limit value according to Commission Directive (EU) 2019/1922 amending Directive 2009/48/EC of the European Parliament and of the Council on the safety of toys with regard to aluminium, applicable from 20.05.2021

The results have been taken from the Documents D3 – see Chapter 4.

Table 2.2.2 – Migration of certain elements according to EN 71-3:2019

Element	Migration limit (mg/kg)	Identified value (mg/kg)				
	Scraped-off material of toy	6	7	8	9	10
Aluminium(Al)	28 130^{c)}	< 20,0	< 20,0	< 20,0	< 20,0	< 20,0
Antimony (Sb)	560	< 0,50	< 0,50	< 0,50	< 0,50	< 0,50
Arsenic (As)	47	< 0,50	< 0,50	< 0,50	< 0,50	< 0,50
Barium (Ba)	18 750	< 20,0	< 20,0	< 20,0	< 20,0	< 20,0
Boron (B)	15 000	< 5,0	< 5,0	< 5,0	< 5,0	< 5,0
Cadmium (Cd)	17	< 0,20	< 0,20	< 0,20	< 0,20	< 0,20
Chromium (Cr)	-	< 0,50	< 0,50	< 0,50	< 0,50	< 0,50
Chromium III (CrIII)	460	< 0,50 ^{a)}	< 0,50 ^{a)}	< 0,50 ^{a)}	< 0,50 ^{a)}	< 0,50 ^{a)}
Chromium VI (CrVI)	0,053	< 0,005	< 0,005	< 0,005	< 0,005	< 0,005
Cobalt (Co)	130	< 0,50	< 0,50	< 0,50	< 0,50	< 0,50
Copper (Cu)	7 700	< 5,0	< 5,0	< 5,0	< 5,0	< 5,0
Lead (Pb)	23	< 0,50	< 0,50	< 0,50	< 0,50	< 0,50
Manganese (Mn)	15 000	< 5,0	< 5,0	< 5,0	< 5,0	< 5,0
Mercury (Hg)	94	< 0,50	< 0,50	< 0,50	< 0,50	< 0,50
Nickel (Ni)	930	< 0,50	< 0,50	< 0,50	< 0,50	< 0,50
Selenium (Se)	460	< 0,50	< 0,50	< 0,50	< 0,50	< 0,50
Strontium (Sr)	56 000	< 5,0	< 5,0	< 5,0	< 5,0	< 5,0
Tin total (Sn)	180 000	< 0,20	< 0,20	< 0,20	< 0,20	< 0,20
Organic Tin (Sn org.)	12	< 0,20 ^{b)}	< 0,20 ^{b)}	< 0,20 ^{b)}	< 0,20 ^{b)}	< 0,20 ^{b)}
Zinc (Zn)	46 000	< 20,0	< 20,0	< 20,0	< 20,0	< 20,0

Tested materials:

No.	Sample ITC No.	Specification of the material – Sample Code
6	BB 1347 (MO 100)	4-339
7	BB 1349 (MO 101)	112-346
8	BB 1350 (MO 102)	4-138
9	BB 1351 (MO 103)	5-39
10	BB 1352 (MO 104)	5-84

Results of the assessment

- a) Meet the limits value is given by the total contain of chromium in the sample
- b) Meet the limits value is given by the total contain of tin in the sample
- c) Limit value according to Commission Directive (EU) 2019/1922 amending Directive 2009/48/EC of the European Parliament and of the Council on the safety of toys with regard to aluminium, applicable from 20.05.2021

The results have been taken from the Documents D3 – see Chapter 4.

Table 2.2.3 – Migration of certain elements according to EN 71-3:2019

Element	Migration limit (mg/kg)	Identified value (mg/kg)				
	Scraped-off material of toy	11	12	13	14	15
Aluminium(Al)	28 130^{c)}	< 20,0	< 20,0	< 20,0	< 20,0	< 20,0
Antimony (Sb)	560	< 0,50	< 0,50	< 0,50	< 0,50	< 0,50
Arsenic (As)	47	< 0,50	< 0,50	< 0,50	< 0,50	< 0,50
Barium (Ba)	18 750	< 20,0	< 20,0	< 20,0	< 20,0	< 20,0
Boron (B)	15 000	< 5,0	< 5,0	< 5,0	< 5,0	< 5,0
Cadmium (Cd)	17	< 0,20	< 0,20	< 0,20	< 0,20	< 0,20
Chromium (Cr)	-	< 0,50	< 0,50	< 0,50	< 0,50	< 0,50
Chromium III (CrIII)	460	< 0,50 ^{a)}	< 0,50 ^{a)}	< 0,50 ^{a)}	< 0,50 ^{a)}	< 0,50 ^{a)}
Chromium VI (CrVI)	0,053	< 0,005	< 0,005	< 0,005	< 0,005	< 0,005
Cobalt (Co)	130	< 0,50	< 0,50	< 0,50	< 0,50	< 0,50
Copper (Cu)	7 700	< 5,0	< 5,0	< 5,0	< 5,0	< 5,0
Lead (Pb)	23	< 0,50	< 0,50	< 0,50	< 0,50	< 0,50
Manganese (Mn)	15 000	< 5,0	< 5,0	< 5,0	< 5,0	< 5,0
Mercury (Hg)	94	< 0,50	< 0,50	< 0,50	< 0,50	< 0,50
Nickel (Ni)	930	< 0,50	< 0,50	< 0,50	< 0,50	< 0,50
Selenium (Se)	460	< 0,50	< 0,50	< 0,50	< 0,50	< 0,50
Strontium (Sr)	56 000	< 5,0	< 5,0	< 5,0	< 5,0	< 5,0
Tin total (Sn)	180 000	< 0,20	< 0,20	< 0,20	< 0,20	< 0,20
Organic Tin (Sn org.)	12	< 0,20 ^{b)}	< 0,20 ^{b)}	< 0,20 ^{b)}	< 0,20 ^{b)}	< 0,20 ^{b)}
Zinc (Zn)	46 000	< 20,0	< 20,0	< 20,0	< 20,0	< 20,0

Tested materials:

No.	Sample ITC No.	Specification of the material – Sample Code
11	BB 1353 (MO 105)	5-143
12	BB 1354 (MO 106)	5-177
13	BB 1355 (MO 107)	5-238
14	BB 1356 (MO 108)	5-252
15	BB 1357 (MO 109)	5-325

Results of the assessment

- a) Meet the limits value is given by the total contain of chromium in the sample
- b) Meet the limits value is given by the total contain of tin in the sample
- c) Limit value according to Commission Directive (EU) 2019/1922 amending Directive 2009/48/EC of the European Parliament and of the Council on the safety of toys with regard to aluminium, applicable from 20.05.2021

The results have been taken from the Documents D3 – see Chapter 4.

Table 2.2.4 – Migration of certain elements according to EN 71-3:2019

Element	Migration limit (mg/kg)	Identified value (mg/kg)				
	Scraped-off material of toy	16	17	18	19	20
Aluminium(Al)	28 130^{c)}	< 20,0	< 20,0	< 20,0	< 20,0	< 20,0
Antimony (Sb)	560	< 0,50	< 0,50	< 0,50	< 0,50	< 0,50
Arsenic (As)	47	< 0,50	< 0,50	< 0,50	< 0,50	< 0,50
Barium (Ba)	18 750	< 20,0	< 20,0	< 20,0	< 20,0	< 20,0
Boron (B)	15 000	< 5,0	< 5,0	< 5,0	< 5,0	< 5,0
Cadmium (Cd)	17	< 0,20	< 0,20	< 0,20	< 0,20	< 0,20
Chromium (Cr)	-	< 0,50	< 0,50	< 0,50	< 0,50	< 0,50
Chromium III (CrIII)	460	< 0,50 ^{a)}	< 0,50 ^{a)}	< 0,50 ^{a)}	< 0,50 ^{a)}	< 0,50 ^{a)}
Chromium VI (CrVI)	0,053	< 0,005	< 0,005	< 0,005	< 0,005	< 0,005
Cobalt (Co)	130	< 0,50	< 0,50	< 0,50	< 0,50	< 0,50
Copper (Cu)	7 700	< 5,0	< 5,0	< 5,0	< 5,0	< 5,0
Lead (Pb)	23	< 0,50	< 0,50	< 0,50	< 0,50	< 0,50
Manganese (Mn)	15 000	< 5,0	< 5,0	< 5,0	< 5,0	< 5,0
Mercury (Hg)	94	< 0,50	< 0,50	< 0,50	< 0,50	< 0,50
Nickel (Ni)	930	< 0,50	< 0,50	< 0,50	< 0,50	< 0,50
Selenium (Se)	460	< 0,50	< 0,50	< 0,50	< 0,50	< 0,50
Strontium (Sr)	56 000	< 5,0	< 5,0	< 5,0	< 5,0	< 5,0
Tin total (Sn)	180 000	< 0,20	< 0,20	< 0,20	< 0,20	< 0,20
Organic Tin (Sn org.)	12	< 0,20 ^{b)}	< 0,20 ^{b)}	< 0,20 ^{b)}	< 0,20 ^{b)}	< 0,20 ^{b)}
Zinc (Zn)	46 000	< 20,0	< 20,0	< 20,0	< 20,0	< 20,0

Tested materials:

No.	Sample ITC No.	Specification of the material – Sample Code
16	BB 1358 (MO 110)	117-348
17	BB 1359 (MO 111)	5-139
18	BB 1360 (MO 112)	6-209
19	BB 1361 (MO 113)	6-324
20	BB 1362 (MO 114)	97-29

Results of the assessment

- a) Meet the limits value is given by the total contain of chromium in the sample
- b) Meet the limits value is given by the total contain of tin in the sample
- c) Limit value according to Commission Directive (EU) 2019/1922 amending Directive 2009/48/EC of the European Parliament and of the Council on the safety of toys with regard to aluminium, applicable from 20.05.2021

The results have been taken from the Documents D3 – see Chapter 4.

Table 2.2.5 – Migration of certain elements according to EN 71-3:2019

Element	Migration limit (mg/kg)	Identified value (mg/kg)				
	Scraped-off material of toy	21	22	23	24	25
Aluminium(Al)	28 130^{c)}	< 20,0	< 20,0	< 20,0	< 20,0	< 20,0
Antimony (Sb)	560	< 0,50	< 0,50	< 0,50	< 0,50	< 0,50
Arsenic (As)	47	< 0,50	< 0,50	< 0,50	< 0,50	< 0,50
Barium (Ba)	18 750	< 20,0	< 20,0	< 20,0	< 20,0	< 20,0
Boron (B)	15 000	< 5,0	< 5,0	< 5,0	< 5,0	< 5,0
Cadmium (Cd)	17	< 0,20	< 0,20	< 0,20	< 0,20	< 0,20
Chromium (Cr)	-	< 0,50	< 0,50	< 0,50	< 0,50	< 0,50
Chromium III (CrIII)	460	< 0,50 ^{a)}	< 0,50 ^{a)}	< 0,50 ^{a)}	< 0,50 ^{a)}	< 0,50 ^{a)}
Chromium VI (CrVI)	0,053	< 0,005	< 0,005	< 0,005	< 0,005	< 0,005
Cobalt (Co)	130	< 0,50	< 0,50	< 0,50	< 0,50	< 0,50
Copper (Cu)	7 700	< 5,0	< 5,0	< 5,0	< 5,0	< 5,0
Lead (Pb)	23	< 0,50	< 0,50	< 0,50	< 0,50	< 0,50
Manganese (Mn)	15 000	< 5,0	< 5,0	< 5,0	< 5,0	< 5,0
Mercury (Hg)	94	< 0,50	< 0,50	< 0,50	< 0,50	< 0,50
Nickel (Ni)	930	< 0,50	< 0,50	< 0,50	< 0,50	< 0,50
Selenium (Se)	460	< 0,50	< 0,50	< 0,50	< 0,50	< 0,50
Strontium (Sr)	56 000	< 5,0	< 5,0	< 5,0	< 5,0	< 5,0
Tin total (Sn)	180 000	< 0,20	< 0,20	< 0,20	< 0,20	< 0,20
Organic Tin (Sn org.)	12	< 0,20 ^{b)}	< 0,20 ^{b)}	< 0,20 ^{b)}	< 0,20 ^{b)}	< 0,20 ^{b)}
Zinc (Zn)	46 000	< 20,0	< 20,0	< 20,0	< 20,0	< 20,0

Tested materials:

No.	Sample ITC No.	Specification of the material – Sample Code
21	BB 1363 (MO 115)	7-37
22	BB 1364 (MO 116)	7-213
23	BB 1365 (MO 117)	7-250
24	BB 1366 (MO 118)	113-347
25	BB 1367 (MO 119)	7-125

Results of the assessment

- a) Meet the limits value is given by the total contain of chromium in the sample
- b) Meet the limits value is given by the total contain of tin in the sample
- c) Limit value according to Commission Directive (EU) 2019/1922 amending Directive 2009/48/EC of the European Parliament and of the Council on the safety of toys with regard to aluminium, applicable from 20.05.2021

The results have been taken from the Documents D3 – see Chapter 4.

Table 2.2.6 – Migration of certain elements according to EN 71-3:2019

Element	Migration limit (mg/kg)	Identified value (mg/kg)				
	Scraped-off material of toy	26	27	28	29	30
Aluminium(Al)	28 130^{c)}	< 20,0	< 20,0	< 20,0	< 20,0	< 20,0
Antimony (Sb)	560	< 0,50	< 0,50	< 0,50	< 0,50	< 0,50
Arsenic (As)	47	< 0,50	< 0,50	< 0,50	< 0,50	< 0,50
Barium (Ba)	18 750	< 20,0	< 20,0	< 20,0	< 20,0	< 20,0
Boron (B)	15 000	< 5,0	< 5,0	< 5,0	< 5,0	< 5,0
Cadmium (Cd)	17	< 0,20	< 0,20	< 0,20	< 0,20	< 0,20
Chromium (Cr)	-	< 0,50	< 0,50	< 0,50	< 0,50	< 0,50
Chromium III (CrIII)	460	< 0,50 ^{a)}	< 0,50 ^{a)}	< 0,50 ^{a)}	< 0,50 ^{a)}	< 0,50 ^{a)}
Chromium VI (CrVI)	0,053	< 0,005	< 0,005	< 0,005	< 0,005	< 0,005
Cobalt (Co)	130	< 0,50	< 0,50	< 0,50	< 0,50	< 0,50
Copper (Cu)	7 700	< 5,0	< 5,0	< 5,0	< 5,0	< 5,0
Lead (Pb)	23	< 0,50	< 0,50	< 0,50	< 0,50	< 0,50
Manganese (Mn)	15 000	< 5,0	< 5,0	< 5,0	< 5,0	< 5,0
Mercury (Hg)	94	< 0,50	< 0,50	< 0,50	< 0,50	< 0,50
Nickel (Ni)	930	< 0,50	< 0,50	< 0,50	< 0,50	< 0,50
Selenium (Se)	460	< 0,50	< 0,50	< 0,50	< 0,50	< 0,50
Strontium (Sr)	56 000	< 5,0	< 5,0	< 5,0	< 5,0	< 5,0
Tin total (Sn)	180 000	< 0,20	< 0,20	< 0,20	< 0,20	< 0,20
Organic Tin (Sn org.)	12	< 0,20 ^{b)}	< 0,20 ^{b)}	< 0,20 ^{b)}	< 0,20 ^{b)}	< 0,20 ^{b)}
Zinc (Zn)	46 000	< 20,0	< 20,0	< 20,0	< 20,0	< 20,0

Tested materials:

No.	Sample ITC No.	Specification of the material – Sample Code
26	BB 1368 (MO 120)	8-178
27	BB 1369 (MO 121)	9-30
28	BB 1370 (MO 122)	9-109
29	BB 1371 (MO 123)	9-265
30	BB 1372 (MO 124)	9-341

Results of the assessment

- Meet the limits value is given by the total contain of chromium in the sample
- Meet the limits value is given by the total contain of tin in the sample
- Limit value according to Commission Directive (EU) 2019/1922 amending Directive 2009/48/EC of the European Parliament and of the Council on the safety of toys with regard to aluminium, applicable from 20.05.2021

The results have been taken from the Documents D3 – see Chapter 4.

Table 2.2.7 – Migration of certain elements according to EN 71-3:2019

Element	Migration limit (mg/kg)	Identified value (mg/kg)				
	Scraped-off material of toy	31	32	33	34	35
Aluminium(Al)	28 130^{c)}	< 20,0	< 20,0	< 20,0	< 20,0	< 20,0
Antimony (Sb)	560	< 0,50	< 0,50	< 0,50	< 0,50	< 0,50
Arsenic (As)	47	< 0,50	< 0,50	< 0,50	< 0,50	< 0,50
Barium (Ba)	18 750	< 20,0	< 20,0	< 20,0	< 20,0	< 20,0
Boron (B)	15 000	< 5,0	< 5,0	< 5,0	< 5,0	< 5,0
Cadmium (Cd)	17	< 0,20	< 0,20	< 0,20	< 0,20	< 0,20
Chromium (Cr)	-	< 0,50	< 0,50	< 0,50	< 0,50	< 0,50
Chromium III (CrIII)	460	< 0,50 ^{a)}	< 0,50 ^{a)}	< 0,50 ^{a)}	< 0,50 ^{a)}	< 0,50 ^{a)}
Chromium VI (CrVI)	0,053	< 0,005	< 0,005	< 0,005	< 0,005	< 0,005
Cobalt (Co)	130	< 0,50	< 0,50	< 0,50	< 0,50	< 0,50
Copper (Cu)	7 700	< 5,0	< 5,0	< 5,0	< 5,0	< 5,0
Lead (Pb)	23	< 0,50	< 0,50	< 0,50	< 0,50	< 0,50
Manganese (Mn)	15 000	< 5,0	< 5,0	< 5,0	< 5,0	< 5,0
Mercury (Hg)	94	< 0,50	< 0,50	< 0,50	< 0,50	< 0,50
Nickel (Ni)	930	< 0,50	< 0,50	< 0,50	< 0,50	< 0,50
Selenium (Se)	460	< 0,50	< 0,50	< 0,50	< 0,50	< 0,50
Strontium (Sr)	56 000	< 5,0	< 5,0	< 5,0	< 5,0	< 5,0
Tin total (Sn)	180 000	< 0,20	< 0,20	< 0,20	< 0,20	< 0,20
Organic Tin (Sn org.)	12	< 0,20 ^{b)}	< 0,20 ^{b)}	< 0,20 ^{b)}	< 0,20 ^{b)}	< 0,20 ^{b)}
Zinc (Zn)	46 000	< 20,0	< 20,0	< 20,0	< 20,0	< 20,0

Tested materials:

No.	Sample ITC No.	Specification of the material – Sample Code
31	BB 1373 (MO 125)	10-292
32	BB 1374 (MO 126)	10-308
33	BB 1375 (MO 127)	10-338
34	BB 1376 (MO 128)	10-260
35	BB 1377 (MO 129)	11-116

Results of the assessment

- a) Meet the limits value is given by the total contain of chromium in the sample
- b) Meet the limits value is given by the total contain of tin in the sample
- c) Limit value according to Commission Directive (EU) 2019/1922 amending Directive 2009/48/EC of the European Parliament and of the Council on the safety of toys with regard to aluminium, applicable from 20.05.2021

The results have been taken from the Documents D3 – see Chapter 4.

Table 2.2.8 – Migration of certain elements according to EN 71-3:2019

Element	Migration limit (mg/kg)	Identified value (mg/kg)				
	Scraped-off material of toy	36	37	38	39	40
Aluminium(Al)	28 130^{c)}	< 20,0	< 20,0	< 20,0	< 20,0	< 20,0
Antimony (Sb)	560	< 0,50	< 0,50	< 0,50	< 0,50	< 0,50
Arsenic (As)	47	< 0,50	< 0,50	< 0,50	< 0,50	< 0,50
Barium (Ba)	18 750	< 20,0	< 20,0	< 20,0	< 20,0	< 20,0
Boron (B)	15 000	< 5,0	< 5,0	< 5,0	< 5,0	< 5,0
Cadmium (Cd)	17	< 0,20	< 0,20	< 0,20	< 0,20	< 0,20
Chromium (Cr)	-	< 0,50	< 0,50	< 0,50	< 0,50	< 0,50
Chromium III (CrIII)	460	< 0,50 ^{a)}	< 0,50 ^{a)}	< 0,50 ^{a)}	< 0,50 ^{a)}	< 0,50 ^{a)}
Chromium VI (CrVI)	0,053	< 0,005	< 0,005	< 0,005	< 0,005	< 0,005
Cobalt (Co)	130	< 0,50	< 0,50	< 0,50	< 0,50	< 0,50
Copper (Cu)	7 700	< 5,0	< 5,0	< 5,0	< 5,0	< 5,0
Lead (Pb)	23	< 0,50	< 0,50	< 0,50	< 0,50	< 0,50
Manganese (Mn)	15 000	< 5,0	< 5,0	< 5,0	< 5,0	< 5,0
Mercury (Hg)	94	< 0,50	< 0,50	< 0,50	< 0,50	< 0,50
Nickel (Ni)	930	< 0,50	< 0,50	< 0,50	< 0,50	< 0,50
Selenium (Se)	460	< 0,50	< 0,50	< 0,50	< 0,50	< 0,50
Strontium (Sr)	56 000	< 5,0	< 5,0	< 5,0	< 5,0	< 5,0
Tin total (Sn)	180 000	< 0,20	< 0,20	< 0,20	< 0,20	< 0,20
Organic Tin (Sn org.)	12	< 0,20 ^{b)}	< 0,20 ^{b)}	< 0,20 ^{b)}	< 0,20 ^{b)}	< 0,20 ^{b)}
Zinc (Zn)	46 000	< 20,0	< 20,0	< 20,0	< 20,0	< 20,0

Tested materials:

No.	Sample ITC No.	Specification of the material – Sample Code
36	BB 1378 (MO 130)	11-149
37	BB 1379 (MO 131)	11-275
38	BB 1380 (MO 132)	12-73
39	BB 1381 (MO 133)	12-301
40	BB 1382 (MO 134)	12-337

Results of the assessment

- a) Meet the limits value is given by the total contain of chromium in the sample
- b) Meet the limits value is given by the total contain of tin in the sample
- c) Limit value according to Commission Directive (EU) 2019/1922 amending Directive 2009/48/EC of the European Parliament and of the Council on the safety of toys with regard to aluminium, applicable from 20.05.2021

The results have been taken from the Documents D3 – see Chapter 4.

Table 2.2.9 – Migration of certain elements according to EN 71-3:2019

Element	Migration limit (mg/kg)	Identified value (mg/kg)				
	Scraped-off material of toy	41	42	43	44	45
Aluminium(Al)	28 130^{c)}	< 20,0	< 20,0	< 20,0	< 20,0	< 20,0
Antimony (Sb)	560	< 0,50	< 0,50	< 0,50	< 0,50	< 0,50
Arsenic (As)	47	< 0,50	< 0,50	< 0,50	< 0,50	< 0,50
Barium (Ba)	18 750	< 20,0	< 20,0	< 20,0	< 20,0	< 20,0
Boron (B)	15 000	< 5,0	< 5,0	< 5,0	< 5,0	< 5,0
Cadmium (Cd)	17	< 0,20	< 0,20	< 0,20	< 0,20	< 0,20
Chromium (Cr)	-	< 0,50	< 0,50	< 0,50	< 0,50	< 0,50
Chromium III (CrIII)	460	< 0,50 ^{a)}	< 0,50 ^{a)}	< 0,50 ^{a)}	< 0,50 ^{a)}	< 0,50 ^{a)}
Chromium VI (CrVI)	0,053	< 0,005	< 0,005	< 0,005	< 0,005	< 0,005
Cobalt (Co)	130	< 0,50	< 0,50	< 0,50	< 0,50	< 0,50
Copper (Cu)	7 700	< 5,0	< 5,0	< 5,0	< 5,0	< 5,0
Lead (Pb)	23	< 0,50	< 0,50	< 0,50	< 0,50	< 0,50
Manganese (Mn)	15 000	< 5,0	< 5,0	< 5,0	< 5,0	< 5,0
Mercury (Hg)	94	< 0,50	< 0,50	< 0,50	< 0,50	< 0,50
Nickel (Ni)	930	< 0,50	< 0,50	< 0,50	< 0,50	< 0,50
Selenium (Se)	460	< 0,50	< 0,50	< 0,50	< 0,50	< 0,50
Strontium (Sr)	56 000	< 5,0	< 5,0	< 5,0	< 5,0	< 5,0
Tin total (Sn)	180 000	< 0,20	< 0,20	< 0,20	< 0,20	< 0,20
Organic Tin (Sn org.)	12	< 0,20 ^{b)}	< 0,20 ^{b)}	< 0,20 ^{b)}	< 0,20 ^{b)}	< 0,20 ^{b)}
Zinc (Zn)	46 000	< 20,0	< 20,0	< 20,0	< 20,0	< 20,0

Tested materials:

No.	Sample ITC No.	Specification of the material – Sample Code
41	BB 1383 (MO 135)	13-201
42	BB 1384 (MO 136)	13-234
43	BB 1385 (MO 137)	13-240
44	BB 1386 (MO 138)	13-319
45	BB 1387 (MO 139)	14-147

Results of the assessment

- a) Meet the limits value is given by the total contain of chromium in the sample
- b) Meet the limits value is given by the total contain of tin in the sample
- c) Limit value according to Commission Directive (EU) 2019/1922 amending Directive 2009/48/EC of the European Parliament and of the Council on the safety of toys with regard to aluminium, applicable from 20.05.2021

The results have been taken from the Documents D3 – see Chapter 4.

Table 2.2.10 – Migration of certain elements according to EN 71-3:2019

Element	Migration limit (mg/kg)	Identified value (mg/kg)				
	Scraped-off material of toy	46	47	48	49	50
Aluminium(Al)	28 130^{c)}	< 20,0	< 20,0	< 20,0	< 20,0	< 20,0
Antimony (Sb)	560	< 0,50	< 0,50	< 0,50	< 0,50	< 0,50
Arsenic (As)	47	< 0,50	< 0,50	< 0,50	< 0,50	< 0,50
Barium (Ba)	18 750	< 20,0	< 20,0	< 20,0	< 20,0	< 20,0
Boron (B)	15 000	< 5,0	< 5,0	< 5,0	< 5,0	< 5,0
Cadmium (Cd)	17	< 0,20	< 0,20	< 0,20	< 0,20	< 0,20
Chromium (Cr)	-	< 0,50	< 0,50	< 0,50	< 0,50	< 0,50
Chromium III (CrIII)	460	< 0,50 ^{a)}	< 0,50 ^{a)}	< 0,50 ^{a)}	< 0,50 ^{a)}	< 0,50 ^{a)}
Chromium VI (CrVI)	0,053	< 0,005	< 0,005	< 0,005	< 0,005	< 0,005
Cobalt (Co)	130	< 0,50	< 0,50	< 0,50	< 0,50	< 0,50
Copper (Cu)	7 700	< 5,0	< 5,0	< 5,0	< 5,0	< 5,0
Lead (Pb)	23	< 0,50	< 0,50	< 0,50	< 0,50	< 0,50
Manganese (Mn)	15 000	< 5,0	< 5,0	< 5,0	< 5,0	< 5,0
Mercury (Hg)	94	< 0,50	< 0,50	< 0,50	< 0,50	< 0,50
Nickel (Ni)	930	< 0,50	< 0,50	< 0,50	< 0,50	< 0,50
Selenium (Se)	460	< 0,50	< 0,50	< 0,50	< 0,50	< 0,50
Strontium (Sr)	56 000	< 5,0	< 5,0	< 5,0	< 5,0	< 5,0
Tin total (Sn)	180 000	< 0,20	< 0,20	< 0,20	< 0,20	< 0,20
Organic Tin (Sn org.)	12	< 0,20 ^{b)}	< 0,20 ^{b)}	< 0,20 ^{b)}	< 0,20 ^{b)}	< 0,20 ^{b)}
Zinc (Zn)	46 000	< 20,0	< 20,0	< 20,0	< 20,0	< 20,0

Tested materials:

No.	Sample ITC No.	Specification of the material – Sample Code
46	BB 1388 (MO 140)	14-223
47	BB 1389 (MO 141)	14-263
48	BB 1390 (MO 142)	15-294
49	BB 1391 (MO 143)	15-259
50	BB 1392 (MO 144)	15-127

Results of the assessment

- a) Meet the limits value is given by the total contain of chromium in the sample
- b) Meet the limits value is given by the total contain of tin in the sample
- c) Limit value according to Commission Directive (EU) 2019/1922 amending Directive 2009/48/EC of the European Parliament and of the Council on the safety of toys with regard to aluminium, applicable from 20.05.2021

The results have been taken from the Documents D3 – see Chapter 4.

Table 2.2.11 – Migration of certain elements according to EN 71-3:2019

Element	Migration limit (mg/kg)	Identified value (mg/kg)				
	Scraped-off material of toy	51	52	53	54	55
Aluminium(Al)	28 130^{c)}	< 20,0	< 20,0	< 20,0	< 20,0	< 20,0
Antimony (Sb)	560	< 0,50	< 0,50	< 0,50	< 0,50	< 0,50
Arsenic (As)	47	< 0,50	< 0,50	< 0,50	< 0,50	< 0,50
Barium (Ba)	18 750	< 20,0	< 20,0	< 20,0	< 20,0	< 20,0
Boron (B)	15 000	< 5,0	< 5,0	< 5,0	< 5,0	< 5,0
Cadmium (Cd)	17	< 0,20	< 0,20	< 0,20	< 0,20	< 0,20
Chromium (Cr)	-	< 0,50	< 0,50	< 0,50	< 0,50	< 0,50
Chromium III (CrIII)	460	< 0,50 ^{a)}	< 0,50 ^{a)}	< 0,50 ^{a)}	< 0,50 ^{a)}	< 0,50 ^{a)}
Chromium VI (CrVI)	0,053	< 0,005	< 0,005	< 0,005	< 0,005	< 0,005
Cobalt (Co)	130	< 0,50	< 0,50	< 0,50	< 0,50	< 0,50
Copper (Cu)	7 700	< 5,0	< 5,0	< 5,0	< 5,0	< 5,0
Lead (Pb)	23	< 0,50	< 0,50	< 0,50	< 0,50	< 0,50
Manganese (Mn)	15 000	< 5,0	< 5,0	< 5,0	< 5,0	< 5,0
Mercury (Hg)	94	< 0,50	< 0,50	< 0,50	< 0,50	< 0,50
Nickel (Ni)	930	< 0,50	< 0,50	< 0,50	< 0,50	< 0,50
Selenium (Se)	460	< 0,50	< 0,50	< 0,50	< 0,50	< 0,50
Strontium (Sr)	56 000	< 5,0	< 5,0	< 5,0	< 5,0	< 5,0
Tin total (Sn)	180 000	< 0,20	< 0,20	< 0,20	< 0,20	< 0,20
Organic Tin (Sn org.)	12	< 0,20 ^{b)}	< 0,20 ^{b)}	< 0,20 ^{b)}	< 0,20 ^{b)}	< 0,20 ^{b)}
Zinc (Zn)	46 000	< 20,0	< 20,0	< 20,0	< 20,0	< 20,0

Tested materials:

No.	Sample ITC No.	Specification of the material – Sample Code
51	BB 1393 (MO 145)	19-297
52	BB 1394 (MO 146)	20-309
53	BB 1395 (MO 147)	20-329
54	BB 1396 (MO 148)	21-320
55	BB 1397 (MO 149)	21-323

Results of the assessment

- a) Meet the limits value is given by the total contain of chromium in the sample
- b) Meet the limits value is given by the total contain of tin in the sample
- c) Limit value according to Commission Directive (EU) 2019/1922 amending Directive 2009/48/EC of the European Parliament and of the Council on the safety of toys with regard to aluminium, applicable from 20.05.2021

The results have been taken from the Documents D3 – see Chapter 4.

Table 2.2.12 – Migration of certain elements according to EN 71-3:2019

Element	Migration limit (mg/kg)	Identified value (mg/kg)				
	Scraped-off material of toy	56	57	58	59	60
Aluminium(Al)	28 130^{c)}	< 20,0	< 20,0	< 20,0	< 20,0	< 20,0
Antimony (Sb)	560	< 0,50	< 0,50	< 0,50	< 0,50	< 0,50
Arsenic (As)	47	< 0,50	< 0,50	< 0,50	< 0,50	< 0,50
Barium (Ba)	18 750	< 20,0	< 20,0	< 20,0	< 20,0	< 20,0
Boron (B)	15 000	< 5,0	< 5,0	< 5,0	< 5,0	< 5,0
Cadmium (Cd)	17	< 0,20	< 0,20	< 0,20	< 0,20	< 0,20
Chromium (Cr)	-	< 0,50	< 0,50	< 0,50	< 0,50	< 0,50
Chromium III (CrIII)	460	< 0,50 ^{a)}	< 0,50 ^{a)}	< 0,50 ^{a)}	< 0,50 ^{a)}	< 0,50 ^{a)}
Chromium VI (CrVI)	0,053	< 0,005	< 0,005	< 0,005	< 0,005	< 0,005
Cobalt (Co)	130	< 0,50	< 0,50	< 0,50	< 0,50	< 0,50
Copper (Cu)	7 700	< 5,0	< 5,0	< 5,0	< 5,0	< 5,0
Lead (Pb)	23	< 0,50	< 0,50	< 0,50	< 0,50	< 0,50
Manganese (Mn)	15 000	< 5,0	< 5,0	< 5,0	< 5,0	< 5,0
Mercury (Hg)	94	< 0,50	< 0,50	< 0,50	< 0,50	< 0,50
Nickel (Ni)	930	< 0,50	< 0,50	< 0,50	< 0,50	< 0,50
Selenium (Se)	460	< 0,50	< 0,50	< 0,50	< 0,50	< 0,50
Strontium (Sr)	56 000	< 5,0	< 5,0	< 5,0	< 5,0	< 5,0
Tin total (Sn)	180 000	< 0,20	< 0,20	< 0,20	< 0,20	< 0,20
Organic Tin (Sn org.)	12	< 0,20 ^{b)}	< 0,20 ^{b)}	< 0,20 ^{b)}	< 0,20 ^{b)}	< 0,20 ^{b)}
Zinc (Zn)	46 000	< 20,0	< 20,0	< 20,0	< 20,0	< 20,0

Tested materials:

No.	Sample ITC No.	Specification of the material – Sample Code
56	BB 1398 (MO 150)	22-99
57	BB 1399 (MO 151)	22-114
58	BB 1400 (MO 152)	22-237
59	BB 1401 (MO 153)	23-108
60	BB 1402 (MO 154)	23-300

Results of the assessment

- a) Meet the limits value is given by the total contain of chromium in the sample
- b) Meet the limits value is given by the total contain of tin in the sample
- c) Limit value according to Commission Directive (EU) 2019/1922 amending Directive 2009/48/EC of the European Parliament and of the Council on the safety of toys with regard to aluminium, applicable from 20.05.2021

The results have been taken from the Documents D3 – see Chapter 4.

Table 2.2.13 – Migration of certain elements according to EN 71-3:2019

Element	Migration limit (mg/kg)	Identified value (mg/kg)				
	Scraped-off material of toy	61	62	63	64	65
Aluminium(Al)	28 130^{c)}	< 20,0	< 20,0	< 20,0	< 20,0	< 20,0
Antimony (Sb)	560	< 0,50	< 0,50	< 0,50	< 0,50	< 0,50
Arsenic (As)	47	< 0,50	< 0,50	< 0,50	< 0,50	< 0,50
Barium (Ba)	18 750	< 20,0	< 20,0	< 20,0	< 20,0	< 20,0
Boron (B)	15 000	< 5,0	< 5,0	< 5,0	< 5,0	< 5,0
Cadmium (Cd)	17	< 0,20	< 0,20	< 0,20	< 0,20	< 0,20
Chromium (Cr)	-	< 0,50	< 0,50	< 0,50	< 0,50	< 0,50
Chromium III (CrIII)	460	< 0,50 ^{a)}	< 0,50 ^{a)}	< 0,50 ^{a)}	< 0,50 ^{a)}	< 0,50 ^{a)}
Chromium VI (CrVI)	0,053	< 0,005	< 0,005	< 0,005	< 0,005	< 0,005
Cobalt (Co)	130	< 0,50	< 0,50	< 0,50	< 0,50	< 0,50
Copper (Cu)	7 700	< 5,0	< 5,0	< 5,0	< 5,0	< 5,0
Lead (Pb)	23	< 0,50	< 0,50	< 0,50	< 0,50	< 0,50
Manganese (Mn)	15 000	< 5,0	< 5,0	< 5,0	< 5,0	< 5,0
Mercury (Hg)	94	< 0,50	< 0,50	< 0,50	< 0,50	< 0,50
Nickel (Ni)	930	< 0,50	< 0,50	< 0,50	< 0,50	< 0,50
Selenium (Se)	460	< 0,50	< 0,50	< 0,50	< 0,50	< 0,50
Strontium (Sr)	56 000	< 5,0	< 5,0	< 5,0	< 5,0	< 5,0
Tin total (Sn)	180 000	< 0,20	< 0,20	< 0,20	< 0,20	< 0,20
Organic Tin (Sn org.)	12	< 0,20 ^{b)}	< 0,20 ^{b)}	< 0,20 ^{b)}	< 0,20 ^{b)}	< 0,20 ^{b)}
Zinc (Zn)	46 000	< 20,0	< 20,0	< 20,0	< 20,0	< 20,0

Tested materials:

No.	Sample ITC No.	Specification of the material – Sample Code
61	BB 1403 (MO 155)	23-336
62	BB 1404 (MO 156)	25-317
63	BB 1405 (MO 157)	28-185
64	BB 1406 (MO 158)	28-210
65	BB 1407 (MO 159)	29-239

Results of the assessment

- a) Meet the limits value is given by the total contain of chromium in the sample
- b) Meet the limits value is given by the total contain of tin in the sample
- c) Limit value according to Commission Directive (EU) 2019/1922 amending Directive 2009/48/EC of the European Parliament and of the Council on the safety of toys with regard to aluminium, applicable from 20.05.2021

The results have been taken from the Documents D3 – see Chapter 4.

Table 2.2.14 – Migration of certain elements according to EN 71-3:2019

Element	Migration limit (mg/kg)	Identified value (mg/kg)				
	Scraped-off material of toy	66	67	68	69	70
Aluminium(Al)	28 130^{c)}	< 20,0	< 20,0	< 20,0	< 20,0	< 20,0
Antimony (Sb)	560	< 0,50	< 0,50	< 0,50	< 0,50	< 0,50
Arsenic (As)	47	< 0,50	< 0,50	< 0,50	< 0,50	< 0,50
Barium (Ba)	18 750	< 20,0	< 20,0	< 20,0	< 20,0	< 20,0
Boron (B)	15 000	< 5,0	< 5,0	< 5,0	< 5,0	< 5,0
Cadmium (Cd)	17	< 0,20	< 0,20	< 0,20	< 0,20	< 0,20
Chromium (Cr)	-	< 0,50	< 0,50	< 0,50	< 0,50	< 0,50
Chromium III (CrIII)	460	< 0,50 ^{a)}	< 0,50 ^{a)}	< 0,50 ^{a)}	< 0,50 ^{a)}	< 0,50 ^{a)}
Chromium VI (CrVI)	0,053	< 0,005	< 0,005	< 0,005	< 0,005	< 0,005
Cobalt (Co)	130	< 0,50	< 0,50	< 0,50	< 0,50	< 0,50
Copper (Cu)	7 700	< 5,0	< 5,0	< 5,0	< 5,0	< 5,0
Lead (Pb)	23	< 0,50	< 0,50	< 0,50	< 0,50	< 0,50
Manganese (Mn)	15 000	< 5,0	< 5,0	< 5,0	< 5,0	< 5,0
Mercury (Hg)	94	< 0,50	< 0,50	< 0,50	< 0,50	< 0,50
Nickel (Ni)	930	< 0,50	< 0,50	< 0,50	< 0,50	< 0,50
Selenium (Se)	460	< 0,50	< 0,50	< 0,50	< 0,50	< 0,50
Strontium (Sr)	56 000	< 5,0	< 5,0	< 5,0	< 5,0	< 5,0
Tin total (Sn)	180 000	< 0,20	< 0,20	< 0,20	< 0,20	< 0,20
Organic Tin (Sn org.)	12	< 0,20 ^{b)}	< 0,20 ^{b)}	< 0,20 ^{b)}	< 0,20 ^{b)}	< 0,20 ^{b)}
Zinc (Zn)	46 000	< 20,0	< 20,0	< 20,0	< 20,0	< 20,0

Tested materials:

No.	Sample ITC No.	Specification of the material – Sample Code
66	BB 1408 (MO 160)	29-327
67	BB 1409 (MO 161)	31-311
68	BB 1410 (MO 162)	31-321
69	BB 1411 (MO 163)	32-245
70	BB 1412 (MO 164)	35-171

Results of the assessment

- a) Meet the limits value is given by the total contain of chromium in the sample
- b) Meet the limits value is given by the total contain of tin in the sample
- c) Limit value according to Commission Directive (EU) 2019/1922 amending Directive 2009/48/EC of the European Parliament and of the Council on the safety of toys with regard to aluminium, applicable from 20.05.2021

The results have been taken from the Documents D3 – see Chapter 4.

Table 2.2.15 – Migration of certain elements according to EN 71-3:2019

Element	Migration limit (mg/kg)	Identified value (mg/kg)				
	Scraped-off material of toy	71	72	73	74	75
Aluminium(Al)	28 130^{c)}	< 20,0	< 20,0	< 20,0	< 20,0	< 20,0
Antimony (Sb)	560	< 0,50	< 0,50	< 0,50	< 0,50	< 0,50
Arsenic (As)	47	< 0,50	< 0,50	< 0,50	< 0,50	< 0,50
Barium (Ba)	18 750	< 20,0	< 20,0	< 20,0	< 20,0	< 20,0
Boron (B)	15 000	< 5,0	< 5,0	< 5,0	< 5,0	< 5,0
Cadmium (Cd)	17	< 0,20	< 0,20	< 0,20	< 0,20	< 0,20
Chromium (Cr)	-	< 0,50	< 0,50	< 0,50	< 0,50	< 0,50
Chromium III (CrIII)	460	< 0,50 ^{a)}	< 0,50 ^{a)}	< 0,50 ^{a)}	< 0,50 ^{a)}	< 0,50 ^{a)}
Chromium VI (CrVI)	0,053	< 0,005	< 0,005	< 0,005	< 0,005	< 0,005
Cobalt (Co)	130	< 0,50	< 0,50	< 0,50	< 0,50	< 0,50
Copper (Cu)	7 700	< 5,0	< 5,0	< 5,0	< 5,0	< 5,0
Lead (Pb)	23	< 0,50	< 0,50	< 0,50	< 0,50	< 0,50
Manganese (Mn)	15 000	< 5,0	< 5,0	< 5,0	< 5,0	< 5,0
Mercury (Hg)	94	< 0,50	< 0,50	< 0,50	< 0,50	< 0,50
Nickel (Ni)	930	< 0,50	< 0,50	< 0,50	< 0,50	< 0,50
Selenium (Se)	460	< 0,50	< 0,50	< 0,50	< 0,50	< 0,50
Strontium (Sr)	56 000	< 5,0	< 5,0	< 5,0	< 5,0	< 5,0
Tin total (Sn)	180 000	< 0,20	< 0,20	< 0,20	< 0,20	< 0,20
Organic Tin (Sn org.)	12	< 0,20 ^{b)}	< 0,20 ^{b)}	< 0,20 ^{b)}	< 0,20 ^{b)}	< 0,20 ^{b)}
Zinc (Zn)	46 000	< 20,0	< 20,0	< 20,0	< 20,0	< 20,0

Tested materials:

No.	Sample ITC No.	Specification of the material – Sample Code
71	BB 1413 (MO 165)	36-244
72	BB 1414 (MO 166)	37-249
73	BB 1415 (MO 167)	39-243
74	BB 1416 (MO 168)	4-220
75	BB 1417 (MO 169)	45-267

Results of the assessment

- Meet the limits value is given by the total contain of chromium in the sample
- Meet the limits value is given by the total contain of tin in the sample
- Limit value according to Commission Directive (EU) 2019/1922 amending Directive 2009/48/EC of the European Parliament and of the Council on the safety of toys with regard to aluminium, applicable from 20.05.2021

The results have been taken from the Documents D3 – see Chapter 4.

Table 2.2.16 – Migration of certain elements according to EN 71-3:2019

Element	Migration limit (mg/kg)	Identified value (mg/kg)				
	Scraped-off material of toy	76	77	78	79	80
Aluminium(Al)	28 130^{c)}	< 20,0	< 20,0	< 20,0	< 20,0	< 20,0
Antimony (Sb)	560	< 0,50	< 0,50	< 0,50	< 0,50	< 0,50
Arsenic (As)	47	< 0,50	< 0,50	< 0,50	< 0,50	< 0,50
Barium (Ba)	18 750	< 20,0	< 20,0	< 20,0	< 20,0	< 20,0
Boron (B)	15 000	< 5,0	< 5,0	< 5,0	< 5,0	< 5,0
Cadmium (Cd)	17	< 0,20	< 0,20	< 0,20	< 0,20	< 0,20
Chromium (Cr)	-	< 0,50	< 0,50	< 0,50	< 0,50	< 0,50
Chromium III (CrIII)	460	< 0,50 ^{a)}	< 0,50 ^{a)}	< 0,50 ^{a)}	< 0,50 ^{a)}	< 0,50 ^{a)}
Chromium VI (CrVI)	0,053	< 0,005	< 0,005	< 0,005	< 0,005	< 0,005
Cobalt (Co)	130	< 0,50	< 0,50	< 0,50	< 0,50	< 0,50
Copper (Cu)	7 700	< 5,0	< 5,0	< 5,0	< 5,0	< 5,0
Lead (Pb)	23	< 0,50	< 0,50	< 0,50	< 0,50	< 0,50
Manganese (Mn)	15 000	< 5,0	< 5,0	< 5,0	< 5,0	< 5,0
Mercury (Hg)	94	< 0,50	< 0,50	< 0,50	< 0,50	< 0,50
Nickel (Ni)	930	< 0,50	< 0,50	< 0,50	< 0,50	< 0,50
Selenium (Se)	460	< 0,50	< 0,50	< 0,50	< 0,50	< 0,50
Strontium (Sr)	56 000	< 5,0	< 5,0	< 5,0	< 5,0	< 5,0
Tin total (Sn)	180 000	< 0,20	< 0,20	< 0,20	< 0,20	< 0,20
Organic Tin (Sn org.)	12	< 0,20 ^{b)}	< 0,20 ^{b)}	< 0,20 ^{b)}	< 0,20 ^{b)}	< 0,20 ^{b)}
Zinc (Zn)	46 000	< 20,0	< 20,0	< 20,0	< 20,0	< 20,0

Tested materials:

No.	Sample ITC No.	Specification of the material – Sample Code
76	BB 1418 (MO 170)	45-298
77	BB 1419 (MO 171)	45-299
78	BB 1420 (MO 172)	54-258
79	BB 1421 (MO 173)	54-318
80	BB 1422 (MO 174)	54-322

Results of the assessment

- a) Meet the limits value is given by the total contain of chromium in the sample
- b) Meet the limits value is given by the total contain of tin in the sample
- c) Limit value according to Commission Directive (EU) 2019/1922 amending Directive 2009/48/EC of the European Parliament and of the Council on the safety of toys with regard to aluminium, applicable from 20.05.2021

The results have been taken from the Documents D3 – see Chapter 4.

Table 2.2.17 – Migration of certain elements according to EN 71-3:2019

Element	Migration limit (mg/kg)	Identified value (mg/kg)				
	Scraped-off material of toy	81	82	83	84	85
Aluminium(Al)	28 130^{c)}	< 20,0	< 20,0	< 20,0	< 20,0	< 20,0
Antimony (Sb)	560	< 0,50	< 0,50	< 0,50	< 0,50	< 0,50
Arsenic (As)	47	< 0,50	< 0,50	< 0,50	< 0,50	< 0,50
Barium (Ba)	18 750	< 20,0	< 20,0	< 20,0	< 20,0	< 20,0
Boron (B)	15 000	< 5,0	< 5,0	< 5,0	< 5,0	< 5,0
Cadmium (Cd)	17	< 0,20	< 0,20	< 0,20	< 0,20	< 0,20
Chromium (Cr)	-	< 0,50	< 0,50	< 0,50	< 0,50	< 0,50
Chromium III (CrIII)	460	< 0,50 ^{a)}	< 0,50 ^{a)}	< 0,50 ^{a)}	< 0,50 ^{a)}	< 0,50 ^{a)}
Chromium VI (CrVI)	0,053	< 0,005	< 0,005	< 0,005	< 0,005	< 0,005
Cobalt (Co)	130	< 0,50	< 0,50	< 0,50	< 0,50	< 0,50
Copper (Cu)	7 700	< 5,0	< 5,0	< 5,0	< 5,0	< 5,0
Lead (Pb)	23	< 0,50	< 0,50	< 0,50	< 0,50	< 0,50
Manganese (Mn)	15 000	< 5,0	< 5,0	< 5,0	< 5,0	< 5,0
Mercury (Hg)	94	< 0,50	< 0,50	< 0,50	< 0,50	< 0,50
Nickel (Ni)	930	< 0,50	< 0,50	< 0,50	< 0,50	< 0,50
Selenium (Se)	460	< 0,50	< 0,50	< 0,50	< 0,50	< 0,50
Strontium (Sr)	56 000	< 5,0	< 5,0	< 5,0	< 5,0	< 5,0
Tin total (Sn)	180 000	< 0,20	< 0,20	< 0,20	< 0,20	< 0,20
Organic Tin (Sn org.)	12	< 0,20 ^{b)}	< 0,20 ^{b)}	< 0,20 ^{b)}	< 0,20 ^{b)}	< 0,20 ^{b)}
Zinc (Zn)	46 000	< 20,0	< 20,0	< 20,0	< 20,0	< 20,0

Tested materials:

No.	Sample ITC No.	Specification of the material – Sample Code
81	BB 1423 (MO 175)	55-27
82	BB 1424 (MO 176)	55-202
83	BB 1425 (MO 177)	55-316
84	BB 1426 (MO 178)	55-124
85	BB 1427 (MO 179)	56-228

Results of the assessment

- Meet the limits value is given by the total contain of chromium in the sample
- Meet the limits value is given by the total contain of tin in the sample
- Limit value according to Commission Directive (EU) 2019/1922 amending Directive 2009/48/EC of the European Parliament and of the Council on the safety of toys with regard to aluminium, applicable from 20.05.2021

The results have been taken from the Documents D3 – see Chapter 4.

Table 2.2.18 – Migration of certain elements according to EN 71-3:2019

Element	Migration limit (mg/kg)	Identified value (mg/kg)				
	Scraped-off material of toy	86	87	88	89	90
Aluminium(Al)	28 130^{c)}	< 20,0	< 20,0	< 20,0	< 20,0	< 20,0
Antimony (Sb)	560	< 0,50	< 0,50	< 0,50	< 0,50	< 0,50
Arsenic (As)	47	< 0,50	< 0,50	< 0,50	< 0,50	< 0,50
Barium (Ba)	18 750	< 20,0	< 20,0	< 20,0	< 20,0	< 20,0
Boron (B)	15 000	< 5,0	< 5,0	< 5,0	< 5,0	< 5,0
Cadmium (Cd)	17	< 0,20	< 0,20	< 0,20	< 0,20	< 0,20
Chromium (Cr)	-	< 0,50	< 0,50	< 0,50	< 0,50	< 0,50
Chromium III (CrIII)	460	< 0,50 ^{a)}	< 0,50 ^{a)}	< 0,50 ^{a)}	< 0,50 ^{a)}	< 0,50 ^{a)}
Chromium VI (CrVI)	0,053	< 0,005	< 0,005	< 0,005	< 0,005	< 0,005
Cobalt (Co)	130	< 0,50	< 0,50	< 0,50	< 0,50	< 0,50
Copper (Cu)	7 700	< 5,0	< 5,0	< 5,0	< 5,0	< 5,0
Lead (Pb)	23	< 0,50	< 0,50	< 0,50	< 0,50	< 0,50
Manganese (Mn)	15 000	< 5,0	< 5,0	< 5,0	< 5,0	< 5,0
Mercury (Hg)	94	< 0,50	< 0,50	< 0,50	< 0,50	< 0,50
Nickel (Ni)	930	< 0,50	< 0,50	< 0,50	< 0,50	< 0,50
Selenium (Se)	460	< 0,50	< 0,50	< 0,50	< 0,50	< 0,50
Strontium (Sr)	56 000	< 5,0	< 5,0	< 5,0	< 5,0	< 5,0
Tin total (Sn)	180 000	< 0,20	< 0,20	< 0,20	< 0,20	< 0,20
Organic Tin (Sn org.)	12	< 0,20 ^{b)}	< 0,20 ^{b)}	< 0,20 ^{b)}	< 0,20 ^{b)}	< 0,20 ^{b)}
Zinc (Zn)	46 000	< 20,0	< 20,0	< 20,0	< 20,0	< 20,0

Tested materials:

No.	Sample ITC No.	Specification of the material – Sample Code
86	BB 1428 (MO 180)	63-140
87	BB 1429 (MO 181)	64-326
88	BB 1430 (MO 182)	65-242
89	BB 1431 (MO 183)	65-334
90	BB 1432 (MO 184)	66-274

Results of the assessment

- a) Meet the limits value is given by the total contain of chromium in the sample
- b) Meet the limits value is given by the total contain of tin in the sample
- c) Limit value according to Commission Directive (EU) 2019/1922 amending Directive 2009/48/EC of the European Parliament and of the Council on the safety of toys with regard to aluminium, applicable from 20.05.2021

The results have been taken from the Documents D3 – see Chapter 4.

Table 2.2.19 – Migration of certain elements according to EN 71-3:2019

Element	Migration limit (mg/kg)	Identified value (mg/kg)				
	Scraped-off material of toy	91	92	93	94	95
Aluminium(Al)	28 130^{c)}	< 20,0	< 20,0	< 20,0	< 20,0	< 20,0
Antimony (Sb)	560	< 0,50	< 0,50	< 0,50	< 0,50	< 0,50
Arsenic (As)	47	< 0,50	< 0,50	< 0,50	< 0,50	< 0,50
Barium (Ba)	18 750	< 20,0	< 20,0	< 20,0	< 20,0	< 20,0
Boron (B)	15 000	< 5,0	< 5,0	< 5,0	< 5,0	< 5,0
Cadmium (Cd)	17	< 0,20	< 0,20	< 0,20	< 0,20	< 0,20
Chromium (Cr)	-	< 0,50	< 0,50	< 0,50	< 0,50	< 0,50
Chromium III (CrIII)	460	< 0,50 ^{a)}	< 0,50 ^{a)}	< 0,50 ^{a)}	< 0,50 ^{a)}	< 0,50 ^{a)}
Chromium VI (CrVI)	0,053	< 0,005	< 0,005	< 0,005	< 0,005	< 0,005
Cobalt (Co)	130	< 0,50	< 0,50	< 0,50	< 0,50	< 0,50
Copper (Cu)	7 700	< 5,0	< 5,0	< 5,0	< 5,0	< 5,0
Lead (Pb)	23	< 0,50	< 0,50	< 0,50	< 0,50	< 0,50
Manganese (Mn)	15 000	< 5,0	< 5,0	< 5,0	< 5,0	< 5,0
Mercury (Hg)	94	< 0,50	< 0,50	< 0,50	< 0,50	< 0,50
Nickel (Ni)	930	< 0,50	< 0,50	< 0,50	< 0,50	< 0,50
Selenium (Se)	460	< 0,50	< 0,50	< 0,50	< 0,50	< 0,50
Strontium (Sr)	56 000	< 5,0	< 5,0	< 5,0	< 5,0	< 5,0
Tin total (Sn)	180 000	< 0,20	< 0,20	< 0,20	< 0,20	< 0,20
Organic Tin (Sn org.)	12	< 0,20 ^{b)}	< 0,20 ^{b)}	< 0,20 ^{b)}	< 0,20 ^{b)}	< 0,20 ^{b)}
Zinc (Zn)	46 000	< 20,0	< 20,0	< 20,0	< 20,0	< 20,0

Tested materials:

No.	Sample ITC No.	Specification of the material – Sample Code
91	BB 1433 (MO 185)	66-352
92	BB 1434 (MO 186)	67-257
93	BB 1435 (MO 187)	68-255
94	BB 1436 (MO 188)	84-276
95	BB 1437 (MO 189)	88-310

Results of the assessment

- a) Meet the limits value is given by the total contain of chromium in the sample
- b) Meet the limits value is given by the total contain of tin in the sample
- c) Limit value according to Commission Directive (EU) 2019/1922 amending Directive 2009/48/EC of the European Parliament and of the Council on the safety of toys with regard to aluminium, applicable from 20.05.2021

The results have been taken from the Documents D3 – see Chapter 4.

Table 2.2.20 – Migration of certain elements according to EN 71-3:2019

Element	Migration limit (mg/kg)	Identified value (mg/kg)			
	Scraped-off material of toy	96	97	98	99
Aluminium(Al)	28 130^{c)}	< 20,0	< 20,0	< 20,0	< 20,0
Antimony (Sb)	560	< 0,50	< 0,50	< 0,50	< 0,50
Arsenic (As)	47	< 0,50	< 0,50	< 0,50	< 0,50
Barium (Ba)	18 750	< 20,0	< 20,0	< 20,0	< 20,0
Boron (B)	15 000	< 5,0	< 5,0	< 5,0	< 5,0
Cadmium (Cd)	17	< 0,20	< 0,20	< 0,20	< 0,20
Chromium (Cr)	-	< 0,50	< 0,50	< 0,50	< 0,50
Chromium III (CrIII)	460	< 0,50 ^{a)}	< 0,50 ^{a)}	< 0,50 ^{a)}	< 0,50 ^{a)}
Chromium VI (CrVI)	0,053	< 0,005	< 0,005	< 0,005	< 0,005
Cobalt (Co)	130	< 0,50	< 0,50	< 0,50	< 0,50
Copper (Cu)	7 700	< 5,0	< 5,0	< 5,0	< 5,0
Lead (Pb)	23	< 0,50	< 0,50	< 0,50	< 0,50
Manganese (Mn)	15 000	< 5,0	< 5,0	< 5,0	< 5,0
Mercury (Hg)	94	< 0,50	< 0,50	< 0,50	< 0,50
Nickel (Ni)	930	< 0,50	< 0,50	< 0,50	< 0,50
Selenium (Se)	460	< 0,50	< 0,50	< 0,50	< 0,50
Strontium (Sr)	56 000	< 5,0	< 5,0	< 5,0	< 5,0
Tin total (Sn)	180 000	< 0,20	< 0,20	< 0,20	< 0,20
Organic Tin (Sn org.)	12	< 0,20 ^{b)}	< 0,20 ^{b)}	< 0,20 ^{b)}	< 0,20 ^{b)}
Zinc (Zn)	46 000	< 20,0	< 20,0	< 20,0	< 20,0

Tested materials:

No.	Sample ITC No.	Specification of the material – Sample Code
96	BB 1438 (MO 190)	10-295
97	BB 1439 (MO 191)	99-350
98	BB 1440 (MO 192)	100-296
99	BB 1441 (MO 193)	101-351

Results of the assessment

- a) Meet the limits value is given by the total contain of chromium in the sample
- b) Meet the limits value is given by the total contain of tin in the sample
- c) Limit value according to Commission Directive (EU) 2019/1922 amending Directive 2009/48/EC of the European Parliament and of the Council on the safety of toys with regard to aluminium, applicable from 20.05.2021

The results have been taken from the Documents D3 – see Chapter 4.

Table 2.2.21 – Migration of certain elements according to EN 71-3:2019

Element	Migration limit (mg/kg)	Identified value (mg/kg)					
	Scraped-off material of toy	100	101	102	103	104	105
Aluminium (Al)	28 130^{c)}	< 20,0	< 20,0	< 20,0	< 20,0	< 20,0	< 20,0
Antimony (Sb)	560	< 0,50	< 0,50	< 0,50	< 0,50	< 0,50	< 0,50
Arsenic (As)	47	< 0,50	< 0,50	< 0,50	< 0,50	< 0,50	< 0,50
Barium (Ba)	18 750	< 20,0	< 20,0	< 20,0	< 20,0	< 20,0	< 20,0
Boron (B)	15 000	< 5,0	< 5,0	< 5,0	< 5,0	< 5,0	< 5,0
Cadmium (Cd)	17	< 0,20	< 0,20	< 0,20	< 0,20	< 0,20	< 0,20
Chromium (Cr)	-	< 0,50	< 0,50	< 0,50	< 0,50	< 0,50	< 0,50
Chromium III (CrIII)	460	< 0,50 ^{a)}	< 0,50 ^{a)}	< 0,50 ^{a)}	< 0,50 ^{a)}	< 0,50 ^{a)}	< 0,50 ^{a)}
Chromium VI (CrVI)	0,053	< 0,005	< 0,005	< 0,005	< 0,005	< 0,005	< 0,005
Cobalt (Co)	130	< 0,50	< 0,50	< 0,50	< 0,50	< 0,50	< 0,50
Copper (Cu)	7 700	< 5,0	< 5,0	< 5,0	< 5,0	< 5,0	< 5,0
Lead (Pb)	23	< 0,50	< 0,50	< 0,50	< 0,50	< 0,50	< 0,50
Manganese (Mn)	15 000	< 5,0	< 5,0	< 5,0	< 5,0	< 5,0	< 5,0
Mercury (Hg)	94	< 0,50	< 0,50	< 0,50	< 0,50	< 0,50	< 0,50
Nickel (Ni)	930	< 0,50	< 0,50	< 0,50	< 0,50	< 0,50	< 0,50
Selenium (Se)	460	< 0,50	< 0,50	< 0,50	< 0,50	< 0,50	< 0,50
Strontium (Sr)	56 000	< 5,0	< 5,0	< 5,0	< 5,0	< 5,0	< 5,0
Tin total (Sn)	180 000	< 0,20	< 0,20	< 0,20	< 0,20	< 0,20	< 0,20
Organic Tin (Sn org.)	12	< 0,20 ^{b)}	< 0,20 ^{b)}	< 0,20 ^{b)}	< 0,20 ^{b)}	< 0,20 ^{b)}	< 0,20 ^{b)}
Zinc (Zn)	46 000	< 20,0	< 20,0	< 20,0	< 20,0	< 20,0	< 20,0

Tested materials:

No.	Sample ITC No.	Specification of the material – Sample Code
100	MO 194	101-133
101	MO 195	101-333
102	MO 196	99-332
103	MO 197	112-343
104	MO 198	117-345
105	MO 199	113-344

Results of the assessment

- Meet the limits value is given by the total contain of chromium in the sample
- Meet the limits value is given by the total contain of tin in the sample
- Limit value according to Commission Directive (EU) 2019/1922 amending Directive 2009/48/EC of the European Parliament and of the Council on the safety of toys with regard to aluminium, applicable from 20.05.2021

The results have been taken from the Documents D3 – see Chapter 4.

Table 2.2.22 – Migration of certain elements according to EN 71-3:2019

Element	Migration limit (mg/kg)	Identified value (mg/kg)				
	Scraped-off material of toy	106	107	108	109	110
Aluminium(Al)	28 130^{c)}	< 20,0	< 20,0	< 20,0	< 20,0	< 20,0
Antimony (Sb)	560	< 0,50	< 0,50	< 0,50	< 0,50	< 0,50
Arsenic (As)	47	< 0,50	< 0,50	< 0,50	< 0,50	< 0,50
Barium (Ba)	18 750	< 20,0	< 20,0	< 20,0	< 20,0	< 20,0
Boron (B)	15 000	< 5,0	< 5,0	< 5,0	< 5,0	< 5,0
Cadmium (Cd)	17	< 0,20	< 0,20	< 0,20	< 0,20	< 0,20
Chromium (Cr)	-	< 0,50	< 0,50	< 0,50	< 0,50	< 0,50
Chromium III (CrIII)	460	< 0,50 ^{a)}	< 0,50 ^{a)}	< 0,50 ^{a)}	< 0,50 ^{a)}	< 0,50 ^{a)}
Chromium VI (CrVI)	0,053	< 0,005	< 0,005	< 0,005	< 0,005	< 0,005
Cobalt (Co)	130	< 0,50	< 0,50	< 0,50	< 0,50	< 0,50
Copper (Cu)	7 700	< 5,0	< 5,0	< 5,0	< 5,0	< 5,0
Lead (Pb)	23	< 0,50	< 0,50	< 0,50	< 0,50	< 0,50
Manganese (Mn)	15 000	< 5,0	< 5,0	< 5,0	< 5,0	< 5,0
Mercury (Hg)	94	< 0,50	< 0,50	< 0,50	< 0,50	< 0,50
Nickel (Ni)	930	< 0,50	< 0,50	< 0,50	< 0,50	< 0,50
Selenium (Se)	460	< 0,50	< 0,50	< 0,50	< 0,50	< 0,50
Strontium (Sr)	56 000	< 5,0	< 5,0	< 5,0	< 5,0	< 5,0
Tin total (Sn)	180 000	< 0,20	< 0,20	< 0,20	< 0,20	< 0,20
Organic Tin (Sn org.)	12	< 0,20 ^{b)}	< 0,20 ^{b)}	< 0,20 ^{b)}	< 0,20 ^{b)}	< 0,20 ^{b)}
Zinc (Zn)	46 000	< 20,0	< 20,0	< 20,0	< 20,0	< 20,0

Tested materials:

No.	Sample ITC No.	Specification of the material – Sample Code
106	MO 200	33-330
107	MO 201	19-279
108	MO 202	1-248
109	MO 203	39-305
110	MO 204	24-358

Results of the assessment

- a) Meet the limits value is given by the total contain of chromium in the sample
- b) Meet the limits value is given by the total contain of tin in the sample
- c) Limit value according to Commission Directive (EU) 2019/1922 amending Directive 2009/48/EC of the European Parliament and of the Council on the safety of toys with regard to aluminium, applicable from 20.05.2021

The results have been taken from the Documents D3 – see Chapter 4.

Table 2.2.23 – Migration of certain elements according to EN 71-3:2019

Element	Migration limit (mg/kg)	Identified value (mg/kg)				
	Scraped-off material of toy	111	112	113	114	115
Aluminium(Al)	28 130^{c)}	< 20,0	< 20,0	< 20,0	< 20,0	< 20,0
Antimony (Sb)	560	< 0,50	< 0,50	< 0,50	< 0,50	< 0,50
Arsenic (As)	47	< 0,50	< 0,50	< 0,50	< 0,50	< 0,50
Barium (Ba)	18 750	< 20,0	< 20,0	< 20,0	< 20,0	< 20,0
Boron (B)	15 000	< 5,0	< 5,0	< 5,0	< 5,0	< 5,0
Cadmium (Cd)	17	< 0,20	< 0,20	< 0,20	< 0,20	< 0,20
Chromium (Cr)	-	< 0,50	< 0,50	< 0,50	< 0,50	< 0,50
Chromium III (CrIII)	460	< 0,50 ^{a)}	< 0,50 ^{a)}	< 0,50 ^{a)}	< 0,50 ^{a)}	< 0,50 ^{a)}
Chromium VI (CrVI)	0,053	< 0,005	< 0,005	< 0,005	< 0,005	< 0,005
Cobalt (Co)	130	< 0,50	< 0,50	< 0,50	< 0,50	< 0,50
Copper (Cu)	7 700	< 5,0	< 5,0	< 5,0	< 5,0	< 5,0
Lead (Pb)	23	< 0,50	< 0,50	< 0,50	< 0,50	< 0,50
Manganese (Mn)	15 000	< 5,0	< 5,0	< 5,0	< 5,0	< 5,0
Mercury (Hg)	94	< 0,50	< 0,50	< 0,50	< 0,50	< 0,50
Nickel (Ni)	930	< 0,50	< 0,50	< 0,50	< 0,50	< 0,50
Selenium (Se)	460	< 0,50	< 0,50	< 0,50	< 0,50	< 0,50
Strontium (Sr)	56 000	< 5,0	< 5,0	< 5,0	< 5,0	< 5,0
Tin total (Sn)	180 000	< 0,20	< 0,20	< 0,20	< 0,20	< 0,20
Organic Tin (Sn org.)	12	< 0,20 ^{b)}	< 0,20 ^{b)}	< 0,20 ^{b)}	< 0,20 ^{b)}	< 0,20 ^{b)}
Zinc (Zn)	46 000	< 20,0	< 20,0	< 20,0	< 20,0	< 20,0

Tested materials:

No.	Sample ITC No.	Specification of the material – Sample Code
111	MO 205	2-0-0
112	MO 206	69-256
113	MO 207	25-103
114	MO 208	45-340
115	MO 209	118-355

Results of the assessment

- a) Meet the limits value is given by the total contain of chromium in the sample
- b) Meet the limits value is given by the total contain of tin in the sample
- c) Limit value according to Commission Directive (EU) 2019/1922 amending Directive 2009/48/EC of the European Parliament and of the Council on the safety of toys with regard to aluminium, applicable from 20.05.2021

The results have been taken from the Documents D3 – see Chapter 4.

Table 2.2.24 – Migration of certain elements according to EN 71-3:2019

Element	Migration limit (mg/kg)	Identified value (mg/kg)				
	Scraped-off material of toy	116	117	118	119	120
Aluminium(Al)	28 130^{c)}	< 20,0	< 20,0	< 20,0	< 20,0	< 20,0
Antimony (Sb)	560	< 0,50	< 0,50	< 0,50	< 0,50	< 0,50
Arsenic (As)	47	< 0,50	< 0,50	< 0,50	< 0,50	< 0,50
Barium (Ba)	18 750	< 20,0	< 20,0	< 20,0	< 20,0	< 20,0
Boron (B)	15 000	< 5,0	< 5,0	< 5,0	< 5,0	< 5,0
Cadmium (Cd)	17	< 0,20	< 0,20	< 0,20	< 0,20	< 0,20
Chromium (Cr)	-	< 0,50	< 0,50	< 0,50	< 0,50	< 0,50
Chromium III (CrIII)	460	< 0,50 ^{a)}	< 0,50 ^{a)}	< 0,50 ^{a)}	< 0,50 ^{a)}	< 0,50 ^{a)}
Chromium VI (CrVI)	0,053	< 0,005	< 0,005	< 0,005	< 0,005	< 0,005
Cobalt (Co)	130	< 0,50	< 0,50	< 0,50	< 0,50	< 0,50
Copper (Cu)	7 700	< 5,0	< 5,0	< 5,0	< 5,0	< 5,0
Lead (Pb)	23	< 0,50	< 0,50	< 0,50	< 0,50	< 0,50
Manganese (Mn)	15 000	< 5,0	< 5,0	< 5,0	< 5,0	< 5,0
Mercury (Hg)	94	< 0,50	< 0,50	< 0,50	< 0,50	< 0,50
Nickel (Ni)	930	< 0,50	< 0,50	< 0,50	< 0,50	< 0,50
Selenium (Se)	460	< 0,50	< 0,50	< 0,50	< 0,50	< 0,50
Strontium (Sr)	56 000	< 5,0	< 5,0	< 5,0	< 5,0	< 5,0
Tin total (Sn)	180 000	< 0,20	< 0,20	< 0,20	< 0,20	< 0,20
Organic Tin (Sn org.)	12	< 0,20 ^{b)}	< 0,20 ^{b)}	< 0,20 ^{b)}	< 0,20 ^{b)}	< 0,20 ^{b)}
Zinc (Zn)	46 000	< 20,0	< 20,0	< 20,0	< 20,0	< 20,0

Tested materials:

No.	Sample ITC No.	Specification of the material – Sample Code
116	MO 210	2-0
117	MO 211	54-359
118	MO 212	54-278
119	MO 213	94-328
120	MO 214	66-331

Results of the assessment

- a) Meet the limits value is given by the total contain of chromium in the sample
- b) Meet the limits value is given by the total contain of tin in the sample
- c) Limit value according to Commission Directive (EU) 2019/1922 amending Directive 2009/48/EC of the European Parliament and of the Council on the safety of toys with regard to aluminium, applicable from 20.05.2021

The results have been taken from the Documents D3 – see Chapter 4.

Table 2.2.25 – Migration of certain elements according to EN 71-3:2019

Element	Migration limit (mg/kg)	Identified value (mg/kg)					
	Scraped-off material of toy	121	122	123	124	125	126
Aluminium(Al)	28 130^{c)}	< 20,0	< 20,0	< 20,0	< 20,0	< 20,0	< 20,0
Antimony (Sb)	560	< 0,50	< 0,50	< 0,50	< 0,50	< 0,50	< 0,50
Arsenic (As)	47	< 0,50	< 0,50	< 0,50	< 0,50	< 0,50	< 0,50
Barium (Ba)	18 750	< 20,0	< 20,0	< 20,0	< 20,0	< 20,0	< 20,0
Boron (B)	15 000	< 5,0	< 5,0	< 5,0	< 5,0	< 5,0	< 5,0
Cadmium (Cd)	17	< 0,20	< 0,20	< 0,20	< 0,20	< 0,20	< 0,20
Chromium (Cr)	-	< 0,50	< 0,50	< 0,50	< 0,50	< 0,50	< 0,50
Chromium III (CrIII)	460	< 0,50 ^{a)}	< 0,50 ^{a)}	< 0,50 ^{a)}	< 0,50 ^{a)}	< 0,50 ^{a)}	< 0,50 ^{a)}
Chromium VI (CrVI)	0,053	< 0,005	< 0,005	< 0,005	< 0,005	< 0,005	< 0,005
Cobalt (Co)	130	< 0,50	< 0,50	< 0,50	< 0,50	< 0,50	< 0,50
Copper (Cu)	7 700	< 5,0	< 5,0	< 5,0	< 5,0	< 5,0	< 5,0
Lead (Pb)	23	< 0,50	< 0,50	< 0,50	< 0,50	< 0,50	< 0,50
Manganese (Mn)	15 000	< 5,0	< 5,0	< 5,0	< 5,0	< 5,0	< 5,0
Mercury (Hg)	94	< 0,50	< 0,50	< 0,50	< 0,50	< 0,50	< 0,50
Nickel (Ni)	930	< 0,50	< 0,50	< 0,50	< 0,50	< 0,50	< 0,50
Selenium (Se)	460	< 0,50	< 0,50	< 0,50	< 0,50	< 0,50	< 0,50
Strontium (Sr)	56 000	< 5,0	< 5,0	< 5,0	< 5,0	< 5,0	< 5,0
Tin total (Sn)	180 000	< 0,20	< 0,20	< 0,20	< 0,20	< 0,20	< 0,20
Organic Tin (Sn org.)	12	< 0,20 ^{b)}	< 0,20 ^{b)}	< 0,20 ^{b)}	< 0,20 ^{b)}	< 0,20 ^{b)}	< 0,20 ^{b)}
Zinc (Zn)	46 000	< 20,0	< 20,0	< 20,0	< 20,0	< 20,0	< 20,0

Tested materials:

No.	Sample ITC No.	Specification of the material – Sample Code
121	MO 215	15-363
122	MO 216	34-353
123	MO 217	121-357
124	MO 218	30-35
125	MO 219	29-367
126	MO 220	4-389

Results of the assessment

- Meet the limits value is given by the total contain of chromium in the sample
- Meet the limits value is given by the total contain of tin in the sample
- Limit value according to Commission Directive (EU) 2019/1922 amending Directive 2009/48/EC of the European Parliament and of the Council on the safety of toys with regard to aluminium, applicable from 20.05.2021

The results have been taken from the Documents D3 – see Chapter 4.

2.3 Test results according to EN 71-9 – Organic chemical compounds

2.3.1. Organic chemical compounds according to EN 71-9

The list of criteria relevant to the toy is shown in the table 2.3.1.1. In the first column of this table is a reference to the relevant table in EN 71-9, for transparency labeling the following tables is in according to the labeling of the tables in this standard (2A to 2I).

Table 2.3.1.1 Applied tables of limits

Tab. No.:	Evaluated organic chemical compound group	Assessment
2A	Flame retardants	M
2B	Colorants	n/a
2C	Primary aromatic amines	n/a
2D	Monomers	M
2E	Solvents - migration	M
2F	Solvents – inhalation	n/a
2G/a	Wood preservatives (a) – outdoor use	n/a
2G/b	Wood preservatives (b) – indoor use	n/a
2H	Preservatives (other than wood preservatives)	n/a
2I	Plasticizers	M

Table 2.3.1.2 Material samples tested according to EN 71-9

Plastic type	Tested sample	Samples covered under plastic type
PP	MO 194	1-272, 3-121, 3-200, 4-212, 4-342, 4-339, 5-39, 5-84, 5-143, 5-177, 5-238, 5-252, 5-325, 6-209, 6-324, 97-29, 7-37, 7-213, 7-250, 8-178, 9-30, 9-109, 9-265, 10-292, 10-308, 10-338, 11-116, 11-149, 11-275, 12-73, 12-301, 13-201, 13-234, 13-240, 14-147, 14-223, 14-263, 15-294, 19-297, 20-309, 20-329, 21-320, 21-323, 22-99, 22-114, 22-237, 23-108, 23-300, 25-317, 28-185, 28-210, 29-239, 31-311, 31-321, 32-245, 36-244, 37-249, 39-243, 4-220, 45-267, 45-298, 54-258, 54-318, 54-322, 55-27, 55-202, 55-316, 56-228, 63-140, 64-326, 65-242, 66-274, 67-257, 68-255, 84-276, 88-310, 100-296, 101-333, 99-332, 112-343, 117-345, 113-344, 119-356, 33-330, 19-279, 1-248, 39-305, 24-358, 69-256, 25-103, 45-340, 118-355, 54-278, 94-328, 66-331, 15-363, 121-357, 30-354, 29-367
ABS	MO 210	112-346, 4-138, 117-348, 5-139, 113-347, 7-125, 9-341, 10-260, 12-337, 13-319, 15-259, 15-127, 23-336, 29-327, 45-299, 55-124, 65-334, 66-352, 10-295, 99-350, 101-351, 54-359
PS	MO 211	35-171, 2-0-0, 2-0
PE	MO 220	34-353, 4-389

Table 2A: Flame retardants

Parameter	Unit	Limit	Identified value ¹⁾			
			PP plastic	ABS plastic	PS plastic	PE plastic
Tri-o-kresylphosphate	mg/kg	5	< 1	< 1	< 1	< 1
Tris(2-chlorethyl)phosphate (TCEP)	mg/kg	5	< 1	< 1	< 1	< 1
Tris(2-chloro-1-methylethyl)phosphate (TCPP)	mg/kg	5	< 1	< 1	< 1	< 1
Tris(2-chloro-1-(chloromethyl)ethyl)phosphate (TDCP)	mg/kg	5	< 1	< 1	< 1	< 1

Notes to table 2A:

¹⁾ Symbol < detected limit of method

The results are taken from the documentation D2 – see chapter 4.

Table 2D: Monomers

Parameter	Unit	Limit ²⁾	Identified value ¹⁾			
			PP plastic	ABS plastic	PS plastic	PE plastic
Acrylamide	mg/l	0,02	< 0,02	< 0,02	< 0,02	< 0,02
Phenol	mg/l	5	< 3,0	< 3,0	< 3,0	< 3,0
Bisphenol A	mg/l	0,04	< 0,01	< 0,01	< 0,01	< 0,01
Formaldehyde	mg/l	2,5 1,5 ³⁾	< 1,5	< 1,5	< 1,5	< 1,5
Styrene	mg/l	0,75	< 0,20	< 0,20	< 0,20	< 0,20

Notes to table 2D:

¹⁾ Symbol < detected limit of method

²⁾ Limit according to EN 71-9 and Commission Directive (EU) 2017/774

³⁾ Limit according to Commission Directive (EU) 2019/1929, valid from 21.05.2021

The results are taken from the documentation D2 – see chapter 4.

Table 2E: Solvents – migration

Parameter	Unit	Limit ²⁾	Identified value ¹⁾			
			PP plastic	ABS plastic	PS plastic	PE plastic
Trichlorethylene	mg/l	0,02	< 0,01	< 0,01	< 0,01	< 0,01
Dichlormethane	mg/l	0,06	< 0,05	< 0,05	< 0,05	< 0,05
2-methoxyethyl acetate	mg/l	0,5 (total)	< 0,05	< 0,05	< 0,05	< 0,05
2-ethoxyethanol	mg/l		< 0,05	< 0,05	< 0,05	< 0,05
2-ethoxyethylacetate	mg/l		< 0,05	< 0,05	< 0,05	< 0,05
Bis(2-methoxyethyl)ether	mg/l		< 0,05	< 0,05	< 0,05	< 0,05
Nitrobenzene	mg/l	0,02	< 0,02	< 0,02	< 0,02	< 0,02
Cyklohexanone	mg/l	46	< 1,0	< 1,0	< 1,0	< 1,0
3,5,5-trimethyl-2-cyklohexen-1-on	mg/l	3	< 0,5	< 0,5	< 0,5	< 0,5
Toluene	mg/l	2	< 1,5	< 1,5	< 1,5	< 1,5
Ethylbenzene	mg/l	1	< 1,0	< 1,0	< 1,0	< 1,0
Xylene	mg/l	2	< 2,0	< 2,0	< 2,0	< 2,0

Notes to table 2E:

¹⁾ Symbol < detected limit of method

The results are taken from the documentation D2 – see chapter 4.

Table 2I: Plasticizers

Parameter	Unit	Limit	Identified value ¹⁾			
			PP plastic	ABS plastic	PS plastic	PE plastic
Triphenylphosphate	mg/l	0,03	< 0,03	< 0,03	< 0,03	< 0,03
Tri-o-kresylphosphate	mg/l	0,03	< 0,03	< 0,03	< 0,03	< 0,03
Tri-m-kresylphosphate	mg/l	0,03	< 0,03	< 0,03	< 0,03	< 0,03
Tri-p-kresylphosphate	mg/l	0,03	< 0,03	< 0,03	< 0,03	< 0,03

Notes to table 2I:

¹⁾ Symbol < detected limit of method

The results are taken from the documentation D2 – see chapter 4.



2.4 Test results according to Regulation (EC) No.1907/2006 (REACH)

2.4.1 Annex XVII, item 23 - Content of Cadmium

Table 2.4.1.1 Content of Cadmium

Sample			Unit	Limit ^{a)}	Identified value ^{b)}
No.	Sample ITC No.	Sample Code			Content of Cd
1	BB 1342 (MO 95)	1-272	mg/kg	max. 100	< 0,5
2	BB 1343 (MO 96)	3-121			< 0,5
3	BB 1344 (MO 97)	3-200			< 0,5
4	BB 1345 (MO 98)	4-212			< 0,5
5	BB 1346 (MO 99)	4-342			< 0,5
6	BB 1347 (MO 100)	4-339			< 0,5
7	BB 1349 (MO 101)	4-346			< 0,5
8	BB 1350 (MO 102)	4-138			< 0,5
9	BB 1351 (MO 103)	5-39			< 0,5
10	BB 1352 (MO 104)	5-84			< 0,5
11	BB 1353 (MO 105)	5-143			< 0,5
12	BB 1354 (MO 106)	5-177			< 0,5
13	BB 1355 (MO 107)	5-238			< 0,5
14	BB 1356 (MO 108)	5-252			< 0,5
15	BB 1357 (MO 109)	5-325			< 0,5
16	BB 1358 (MO 110)	5-348			< 0,5
17	BB 1359 (MO 111)	5-139			< 0,5
18	BB 1360 (MO 112)	6-209			< 0,5
19	BB 1361 (MO 113)	6-324			< 0,5
20	BB 1362 (MO 114)	7-29			< 0,5
21	BB 1363 (MO 115)	7-37			< 0,5
22	BB 1364 (MO 116)	7-213			< 0,5
23	BB 1365 (MO 117)	7-250			< 0,5
24	BB 1366 (MO 118)	7-347			< 0,5
25	BB 1367 (MO 119)	7-125			< 0,5
26	BB 1368 (MO 120)	8-178			< 0,5
27	BB 1369 (MO 121)	9-30			< 0,5
28	BB 1370 (MO 122)	9-109			< 0,5
29	BB 1371 (MO 123)	9-265			< 0,5
30	BB 1372 (MO 124)	9-341			< 0,5
31	BB 1373 (MO 125)	10-292			< 0,5
32	BB 1374 (MO 126)	10-308			< 0,5
33	BB 1375 (MO 127)	10-338			< 0,5
34	BB 1376 (MO 128)	10-260			< 0,5
35	BB 1377 (MO 129)	11-116			< 0,5
36	BB 1378 (MO 130)	11-149			< 0,5
37	BB 1379 (MO 131)	11-275			< 0,5
38	BB 1380 (MO 132)	12-73			< 0,5
39	BB 1381 (MO 133)	12-301			< 0,5
40	BB 1382 (MO 134)	12-337			< 0,5
41	BB 1383 (MO 135)	13-201			< 0,5
42	BB 1384 (MO 136)	13-234			< 0,5
43	BB 1385 (MO 137)	13-240			< 0,5
44	BB 1386 (MO 138)	13-319			< 0,5
45	BB 1387 (MO 139)	14-147			< 0,5



Sample			Unit	Limit ^{a)}	Identified value ^{b)}
No.	Sample ITC No.	Sample Code			Content of Cd
46	BB 1388 (MO 140)	14-223	mg/kg	max. 100	< 0,5
47	BB 1389 (MO 141)	14-263			< 0,5
48	BB 1390 (MO 142)	15-294			< 0,5
49	BB 1391 (MO 143)	15-259			< 0,5
50	BB 1392 (MO 144)	15-127			< 0,5
51	BB 1393 (MO 145)	19-297			< 0,5
52	BB 1394 (MO 146)	20-309			< 0,5
53	BB 1395 (MO 147)	20-329			< 0,5
54	BB 1396 (MO 148)	21-320			< 0,5
55	BB 1397 (MO 149)	21-323			< 0,5
56	BB 1398 (MO 150)	22-99			< 0,5
57	BB 1399 (MO 151)	22-114			< 0,5
58	BB 1400 (MO 152)	22-237			< 0,5
59	BB 1401 (MO 153)	23-108			< 0,5
60	BB 1402 (MO 154)	23-300			< 0,5
61	BB 1403 (MO 155)	23-336			< 0,5
62	BB 1404 (MO 156)	25-317			< 0,5
63	BB 1405 (MO 157)	28-185			< 0,5
64	BB 1406 (MO 158)	28-210			< 0,5
65	BB 1407 (MO 159)	29-239			< 0,5
66	BB 1408 (MO 160)	29-327			< 0,5
67	BB 1409 (MO 161)	31-311			< 0,5
68	BB 1410 (MO 162)	31-321			< 0,5
69	BB 1411 (MO 163)	32-245			< 0,5
70	BB 1412 (MO 164)	35-171			< 0,5
71	BB 1413 (MO 165)	36-244			< 0,5
72	BB 1414 (MO 166)	37-249			< 0,5
73	BB 1415 (MO 167)	39-243			< 0,5
74	BB 1416 (MO 168)	44-220			< 0,5
75	BB 1417 (MO 169)	45-267			< 0,5
76	BB 1418 (MO 170)	45-298			< 0,5
77	BB 1419 (MO 171)	45-299			< 0,5
78	BB 1420 (MO 172)	54-258			< 0,5
79	BB 1421 (MO 173)	54-318			< 0,5
80	BB 1422 (MO 174)	54-322			< 0,5
81	BB 1423 (MO 175)	55-27			< 0,5
82	BB 1424 (MO 176)	55-202			< 0,5
83	BB 1425 (MO 177)	55-316			< 0,5
84	BB 1426 (MO 178)	55-124			< 0,5
85	BB 1427 (MO 179)	56-228			< 0,5
86	BB 1428 (MO 180)	63-140			< 0,5
87	BB 1429 (MO 181)	64-326			< 0,5
88	BB 1430 (MO 182)	65-242			< 0,5
89	BB 1431 (MO 183)	65-334			< 0,5
90	BB 1432 (MO 184)	66-274			< 0,5
91	BB 1433 (MO 185)	66-352			< 0,5
92	BB 1434 (MO 186)	67-257			< 0,5
93	BB 1435 (MO 187)	68-255			< 0,5



Sample			Unit	Limit ^{a)}	Identified value ^{b)}
No.	Sample ITC No.	Sample Code			Content of Cd
94	BB 1436 (MO 188)	84-276	mg/kg	max. 100	< 0,5
95	BB 1437 (MO 189)	88-310			< 0,5
96	BB 1438 (MO 190)	89-295			< 0,5
97	BB 1439 (MO 191)	99-350			< 0,5
98	BB 1440 (MO 192)	100-296			< 0,5
99	BB 1441 (MO 193)	101-351			< 0,5
100	MO 194	101-333			< 0,5
101	MO 195	99-332			< 0,5
102	MO 196	112-343			< 0,5
103	MO 197	117-345			< 0,5
104	MO 198	113-344			< 0,5
105	MO 199	119-356			< 0,5
106	MO 200	33-330			< 0,5
107	MO 201	19-279			< 0,5
108	MO 202	1-248			< 0,5
109	MO 203	39-305			< 0,5
110	MO 204	24-358			< 0,5
111	MO 205	2-0-0			< 0,5
112	MO 206	69-256			< 0,5
113	MO 207	25-103			< 0,5
114	MO 208	45-340			< 0,5
115	MO 209	118-355			< 0,5
116	MO 210	2-0			< 0,5
117	MO 211	54-359			< 0,5
118	MO 212	54-278			< 0,5
119	MO 213	94-328			< 0,5
120	MO 214	66-331	< 0,5		
121	MO 215	15-363	< 0,5		
122	MO 216	34-353	< 0,5		
123	MO 217	121-357	< 0,5		
124	MO 218	30-354	< 0,5		
125	MO 219	29-367	< 0,5		
126	MO 220	4-389	< 0,5		

Results of the assessment

a) Limits value in accordance with Regulation 1907/2006 (REACH), Annex XVII, item 23

b) Symbol < detected limit of method

The results have been taken from the Documents D3 – see Chapter 4.

2.4.2.: Chemical properties – Phthalates in accordance with Regulation (EC) 1907/2006 (REACH) as amended, Annex XVII and CPSC-CH-C1001-09.4

Table 2.4.2.1: Material samples tested for Phthalates

Plastic type	Tested sample	Samples covered under plastic type
PP	MO 194	1-272, 3-121, 3-200, 4-212, 4-342, 4-339, 5-39, 5-84, 5-143, 5-177, 5-238, 5-252, 5-325, 6-209, 6-324, 97-29, 7-37, 7-213, 7-250, 8-178, 9-30, 9-109, 9-265, 10-292, 10-308, 10-338, 11-116, 11-149, 11-275, 12-73, 12-301, 13-201, 13-234, 13-240, 14-147, 14-223, 14-263, 15-294, 19-297, 20-309, 20-329, 21-320, 21-323, 22-99, 22-114, 22-237, 23-108, 23-300, 25-317, 28-185, 28-210, 29-239, 31-311, 31-321, 32-245, 36-244, 37-249, 39-243, 4-220, 45-267, 45-298, 54-258, 54-318, 54-322, 55-27, 55-202, 55-316, 56-228, 63-140, 64-326, 65-242, 66-274, 67-257, 68-255, 84-276, 88-310, 100-296, 101-333, 99-332, 112-343, 117-345, 113-344, 119-356, 33-330, 19-279, 1-248, 39-305, 24-358, 69-256, 25-103, 45-340, 118-355, 54-278, 94-328, 66-331, 15-363, 121-357, 30-354, 29-367
ABS	MO 210	112-346, 4-138, 117-348, 5-139, 113-347, 7-125, 9-341, 10-260, 12-337, 13-319, 15-259, 15-127, 23-336, 29-327, 45-299, 55-124, 65-334, 66-352, 10-295, 99-350, 101-351, 54-359
PS	MO 211	35-171, 2-0-0, 2-0
PE	MO 220	34-353, 4-389

Table 2.4.2.2: Content of phthalates – PP plastic

Parameter	Unit	Limit ¹⁾	Identified value ²⁾
			PP plastic
Diisobutyl phthalate (DIBP)	% mass	max. 0,1	< 0,001
Dibutyl phthalate (DBP)	% mass	max. 0,1	< 0,001
Benzylbutyl phthalate (BBP)	% mass	max. 0,1	< 0,001
Di-(2-ethylhexyl)-phthalate (DEHP)	% mass	max. 0,1	< 0,001
D-n-pentyl phthalate (DPENP)	% mass	max. 0,1	< 0,001
D-n-hexyl phthalate (DHEXP)	% mass	max. 0,1	< 0,001
D-cyklohexyl phthalate (DCHP)	% mass	max. 0,1	< 0,001
Di-lisononyl phthalate (DINP)	% mass	max. 0,1	< 0,005
Di-isodecyl phthalate (DIDP)	% mass	max. 0,1	< 0,005
Di-n-oktyl phthalate (DNOP)	% mass	max. 0,1	< 0,001

Notes to table 2.4.2.2:

1) Symbol < detected limit of method

2) Limit values in accordance with Regulation (EC) No 1907/2006, Annex XVII and CPSC-CH-C1001-09.4.

The results have been taken from the Documents D2, D3 – see Chapter 4.

Table 2.4.2.3: Content of phthalates – ABS plastic

Parameter	Unit	Limit ¹⁾	Identified value ²⁾
			ABS plastic
Diisobutyl phthalate (DIBP)	% mass	max. 0,1	< 0,001
Dibutyl phthalate (DBP)	% mass	max. 0,1	< 0,001
Benzylbutyl phthalate (BBP)	% mass	max. 0,1	< 0,001
Di-(2-ethylhexyl)-phthalate (DEHP)	% mass	max. 0,1	< 0,001
D-n-pentyl phthalate (DPENP)	% mass	max. 0,1	< 0,001
D-n-hexyl phthalate (DHEXP)	% mass	max. 0,1	< 0,001
D-cyklohexyl phthalate (DCHP)	% mass	max. 0,1	< 0,001
Di-lisononyl phthalate (DINP)	% mass	max. 0,1	< 0,005
Di-isodecyl phthalate (DIDP)	% mass	max. 0,1	< 0,005
Di-n-oktyl phthalate (DNOP)	% mass	max. 0,1	< 0,001

Notes to table 2.4.2.3:

1) Symbol < detected limit of method

2) Limit values in accordance with Regulation (EC) No 1907/2006, Annex XVII and CPSC-CH-C1001-09.4.

The results have been taken from the Documents D2, D3 – see Chapter 4.

Table 2.4.2.4: Content of phthalates – PS plastic

Parameter	Unit	Limit ¹⁾	Identified value ²⁾
			PS plastic
Diisobutyl phthalate (DIBP)	% mass	max. 0,1	< 0,001
Dibutyl phthalate (DBP)	% mass	max. 0,1	< 0,001
Benzylbutyl phthalate (BBP)	% mass	max. 0,1	< 0,001
Di-(2-ethylhexyl)-phthalate (DEHP)	% mass	max. 0,1	< 0,001
D-n-pentyl phthalate (DPENP)	% mass	max. 0,1	< 0,001
D-n-hexyl phthalate (DHEXP)	% mass	max. 0,1	< 0,001
D-cyklohexyl phthalate (DCHP)	% mass	max. 0,1	< 0,001
Di-lisononyl phthalate (DINP)	% mass	max. 0,1	< 0,005
Di-isodecyl phthalate (DIDP)	% mass	max. 0,1	< 0,005
Di-n-oktyl phthalate (DNOP)	% mass	max. 0,1	< 0,001

Notes to table 2.4.2.4:

1) Symbol < detected limit of method

2) Limit values in accordance with Regulation (EC) No 1907/2006, Annex XVII and CPSC-CH-C1001-09.4.

The results have been taken from the Documents D2, D3 – see Chapter 4.

Table 2.4.2.5: Content of phthalates – PE plastic

Parameter	Unit	Limit ¹⁾	Identified value ²⁾
			PE plastic
Diisobutyl phthalate (DIBP)	% mass	max. 0,1	< 0,001
Dibutyl phthalate (DBP)	% mass	max. 0,1	< 0,001
Benzylbutyl phthalate (BBP)	% mass	max. 0,1	< 0,001
Di-(2-ethylhexyl)-phthalate (DEHP)	% mass	max. 0,1	< 0,001
D-n-pentyl phthalate (DPENP)	% mass	max. 0,1	< 0,001
D-n-hexyl phthalate (DHEXP)	% mass	max. 0,1	< 0,001
D-cyklohexyl phthalate (DCHP)	% mass	max. 0,1	< 0,001
Di-lisononyl phthalate (DINP)	% mass	max. 0,1	< 0,005
Di-isodecyl phthalate (DIDP)	% mass	max. 0,1	< 0,005
Di-n-oktyl phthalate (DNOP)	% mass	max. 0,1	< 0,001

Notes to table 2.4.2.5:

1) Symbol < detected limit of method

2) Limit values in accordance with Regulation (EC) No 1907/2006, Annex XVII and CPSC-CH-C1001-09.4.

The results have been taken from the Documents D2, D3 – see Chapter 4.

2.4.3: Chemical properties – Polycyclic aromatic hydrocarbons (PAH) in accordance with Regulation (EC) 1907/2006 (REACH) as amended, Annex XVII and AfPS GS 2014:01 PAK

Table 2.4.3.1 – Content of polycyclic aromatic hydrocarbons (PAH)

Parameter	Unit	Limit		Identified value ^{a)}						
		AfPS GS 2014:01 PAK ^{b)}	REACH 1907/2006, Annex XVII, item 50 ^{c)}	1)	2)	3)	4)	5)	6)	
Benzo(a)pyrene	mg/kg	< 0,2	< 0,5	< 0,20	< 0,20	< 0,20	< 0,20	< 0,20	< 0,20	
Benzo(e)pyrene		< 0,2		< 0,20	< 0,20	< 0,20	< 0,20	< 0,20	< 0,20	< 0,20
Benzo(a)anthracene		< 0,2		< 0,20	< 0,20	< 0,20	< 0,20	< 0,20	< 0,20	< 0,20
Benzo(b)fluoranthene		< 0,2		< 0,20	< 0,20	< 0,20	< 0,20	< 0,20	< 0,20	< 0,20
Benzo(j)fluoranthene		< 0,2		< 0,20	< 0,20	< 0,20	< 0,20	< 0,20	< 0,20	< 0,20
Benzo(k)fluoranthene		< 0,2		< 0,20	< 0,20	< 0,20	< 0,20	< 0,20	< 0,20	< 0,20
Chrysene		< 0,2		< 0,20	< 0,20	< 0,20	< 0,20	< 0,20	< 0,20	< 0,20
Dibenz(a,h)anthracene		< 0,2		< 0,20	< 0,20	< 0,20	< 0,20	< 0,20	< 0,20	< 0,20
Benzo(g,h,i)perylene	mg/kg	< 0,2	-	< 0,20	< 0,20	< 0,20	< 0,20	< 0,20	< 0,20	
Indeno(1,2,3-cd)pyrene		< 0,2		< 0,20	< 0,20	< 0,20	< 0,20	< 0,20	< 0,20	
Acenaphthylene		< 1		-	< 0,20	< 0,20	< 0,20	< 0,20	< 0,20	< 0,20
Acenaphthene					< 0,20	< 0,20	< 0,20	< 0,20	< 0,20	< 0,20
Fluorene					< 0,20	< 0,20	< 0,20	< 0,20	< 0,20	< 0,20
Phenanthrene					< 0,20	< 0,20	< 0,20	< 0,20	< 0,20	< 0,20
Anthracene					< 0,20	< 0,20	< 0,20	< 0,20	< 0,20	< 0,20
Fluoranthene					< 0,20	< 0,20	< 0,20	< 0,20	< 0,20	< 0,20
Pyrene	< 0,20	< 0,20	< 0,20	< 0,20	< 0,20	< 0,20				
Naphthalene	mg/kg	< 1	< 0,20	< 0,20	< 0,20	< 0,20	< 0,20	< 0,20		
Sum 18 PAH ^{a)}	mg/kg	< 1	-	-	-	-	-	-		
Evaluation	-	-	-	pass						

Tested materials:

No.	Sample ITC No.	Specification of the material – Sample Code
1	BB 1342 (MO 95)	1-272
2	BB 1343 (MO 96)	3-121
3	BB 1344 (MO 97)	3-200
4	BB 1345 (MO 98)	4-212
5	BB 1346 (MO 99)	4-342
6	BB 1347 (MO 100)	4-339

Table 2.4.3.2 – Content of polycyclic aromatic hydrocarbons (PAH)

Parameter	Unit	Limit ^{a)}		Identified value ^{a)}						
		AfPS GS 2014:01 PAK ^{b)}	REACH 1907/2006, Annex XVII, item 50 ^{c)}	7)	8)	9)	10)	11)	12)	
Benzo(a)pyrene	mg/kg	< 0,2	< 0,5	< 0,20	< 0,20	< 0,20	< 0,20	< 0,20	< 0,20	
Benzo(e)pyrene		< 0,2		< 0,20	< 0,20	< 0,20	< 0,20	< 0,20	< 0,20	
Benzo(a)anthracen		< 0,2		< 0,20	< 0,20	< 0,20	< 0,20	< 0,20	< 0,20	
Benzo(b)fluoranthene		< 0,2		< 0,20	< 0,20	< 0,20	< 0,20	< 0,20	< 0,20	
Benzo(j)fluoranthene		< 0,2		< 0,20	< 0,20	< 0,20	< 0,20	< 0,20	< 0,20	
Benzo(k)fluoranthene		< 0,2		< 0,20	< 0,20	< 0,20	< 0,20	< 0,20	< 0,20	
Chrysene		< 0,2		< 0,20	< 0,20	< 0,20	< 0,20	< 0,20	< 0,20	
Dibenz(a,h)anthracene	mg/kg	< 0,2	-	< 0,20	< 0,20	< 0,20	< 0,20	< 0,20	< 0,20	
Benzo(g,h,i)perylene		< 0,2		< 0,20	< 0,20	< 0,20	< 0,20	< 0,20		
Indeno(1,2,3-cd)pyrene		< 0,2		< 0,20	< 0,20	< 0,20	< 0,20	< 0,20		
Acenaphthylene		< 1		< 0,20	< 0,20	< 0,20	< 0,20	< 0,20	< 0,20	
Acenaphtene				< 0,20	< 0,20	< 0,20	< 0,20	< 0,20	< 0,20	
Fluorene				< 0,20	< 0,20	< 0,20	< 0,20	< 0,20	< 0,20	
Phenanthrene				0,33	0,32	< 0,20	< 0,20	< 0,20	< 0,20	
Anthracene				< 0,20	< 0,20	< 0,20	< 0,20	< 0,20	< 0,20	
Fluoranthene				< 0,20	< 0,20	< 0,20	< 0,20	< 0,20	< 0,20	
Pyrene				< 0,20	< 0,20	< 0,20	< 0,20	< 0,20	< 0,20	
Naphthalene				< 0,20	< 0,20	< 0,20	< 0,20	< 0,20	< 0,20	
Sum 18 PAH ^{a)}		mg/kg		< 1	0,33	0,32	-	-	-	-
Evaluation		-		-	-	pass				

Tested materials:

No.	Sample ITC No.	Specification of the material – Sample Code
7	BB 1349 (MO 101)	112-346
8	BB 1350 (MO 102)	4-138
9	BB 1351 (MO 103)	5-39
10	BB 1352 (MO 104)	5-84
11	BB 1353 (MO 105)	5-143
12	BB 1354 (MO 106)	5-177

Table 2.4.3.3 – Content of polycyclic aromatic hydrocarbons (PAH)

Parameter	Unit	Limit ^{a)}		Identified value ^{a)}						
		AfPS GS 2014:01 PAK ^{b)}	REACH 1907/2006, Annex XVII, item 50 ^{c)}	13)	14)	15)	16)	17)	18)	
Benzo(a)pyrene	mg/kg	< 0,2	< 0,5	< 0,20	< 0,20	< 0,20	< 0,20	< 0,20	< 0,20	
Benzo(e)pyrene		< 0,2		< 0,20	< 0,20	< 0,20	< 0,20	< 0,20	< 0,20	
Benzo(a)anthracen		< 0,2		< 0,20	< 0,20	< 0,20	< 0,20	< 0,20	< 0,20	
Benzo(b)fluoranthene		< 0,2		< 0,20	< 0,20	< 0,20	< 0,20	< 0,20	< 0,20	
Benzo(j)fluoranthene		< 0,2		< 0,20	< 0,20	< 0,20	< 0,20	< 0,20	< 0,20	
Benzo(k)fluoranthene		< 0,2		< 0,20	< 0,20	< 0,20	< 0,20	< 0,20	< 0,20	
Chrysene		< 0,2		< 0,20	< 0,20	< 0,20	< 0,20	< 0,20	< 0,20	
Dibenz(a,h)anthracene	mg/kg	< 0,2	-	< 0,20	< 0,20	< 0,20	< 0,20	< 0,20	< 0,20	
Benzo(g,h,i)perylene		< 0,2		< 0,20	< 0,20	< 0,20	< 0,20	< 0,20	< 0,20	
Indeno(1,2,3-cd)pyrene		< 0,2		< 0,20	< 0,20	< 0,20	< 0,20	< 0,20	< 0,20	
Acenaphthylene		< 1		< 0,20	< 0,20	< 0,20	< 0,20	< 0,20	< 0,20	
Acenaphthene				< 0,20	< 0,20	< 0,20	< 0,20	< 0,20	< 0,20	
Fluorene				< 0,20	< 0,20	< 0,20	< 0,20	< 0,20	< 0,20	
Phenanthrene				< 0,20	< 0,20	< 0,20	0,35	0,35	< 0,20	
Anthracene				< 0,20	< 0,20	< 0,20	< 0,20	< 0,20	< 0,20	
Fluoranthene				< 0,20	< 0,20	< 0,20	< 0,20	< 0,20	< 0,20	
Pyrene				< 0,20	< 0,20	< 0,20	< 0,20	< 0,20	< 0,20	
Naphthalene				< 0,20	< 0,20	< 0,20	< 0,20	< 0,20	< 0,20	
Sum 18 PAH ^{a)}		mg/kg		< 1	-	-	-	0,35	0,35	-
Evaluation		-		-	-	pass				

Tested materials:

No.	Sample ITC No.	Specification of the material – Sample Code
13	BB 1355 (MO 107)	5-238
14	BB 1356 (MO 108)	5-252
15	BB 1357 (MO 109)	5-325
16	BB 1358 (MO 110)	117-348
17	BB 1359 (MO 111)	5-139
18	BB 1360 (MO 112)	6-209

Table 2.4.3.4 – Content of polycyclic aromatic hydrocarbons (PAH)

Parameter	Unit	Limit ^{a)}		Identified value ^{a)}						
		AfPS GS 2014:01 PAK ^{b)}	REACH 1907/2006, Annex XVII, item 50 ^{c)}	19)	20)	21)	22)	23)	24)	
Benzo(a)pyrene	mg/kg	< 0,2	< 0,5	< 0,20	< 0,20	< 0,20	< 0,20	< 0,20	< 0,20	
Benzo(e)pyrene		< 0,2		< 0,20	< 0,20	< 0,20	< 0,20	< 0,20	< 0,20	
Benzo(a)anthracen		< 0,2		< 0,20	< 0,20	< 0,20	< 0,20	< 0,20	< 0,20	
Benzo(b)fluoranthene		< 0,2		< 0,20	< 0,20	< 0,20	< 0,20	< 0,20	< 0,20	
Benzo(j)fluoranthene		< 0,2		< 0,20	< 0,20	< 0,20	< 0,20	< 0,20	< 0,20	
Benzo(k)fluoranthene		< 0,2		< 0,20	< 0,20	< 0,20	< 0,20	< 0,20	< 0,20	
Chrysene		< 0,2		< 0,20	< 0,20	< 0,20	< 0,20	< 0,20	< 0,20	
Dibenz(a,h)anthracene	mg/kg	< 0,2	-	< 0,20	< 0,20	< 0,20	< 0,20	< 0,20	< 0,20	
Benzo(g,h,i)perylene		< 0,2		< 0,20	< 0,20	< 0,20	< 0,20	< 0,20	< 0,20	
Indeno(1,2,3-cd)pyrene		< 0,2		< 0,20	< 0,20	< 0,20	< 0,20	< 0,20	< 0,20	
Acenaphthylene		< 1		< 0,20	< 0,20	< 0,20	< 0,20	< 0,20	< 0,20	
Acenaphtene				< 0,20	< 0,20	< 0,20	< 0,20	< 0,20	< 0,20	
Fluorene				< 0,20	< 0,20	< 0,20	< 0,20	< 0,20	< 0,20	
Phenanthrene				< 0,20	< 0,20	< 0,20	< 0,20	< 0,20	0,31	
Anthracene				< 0,20	< 0,20	< 0,20	< 0,20	< 0,20	< 0,20	
Fluoranthene				< 0,20	< 0,20	< 0,20	< 0,20	< 0,20	< 0,20	
Pyrene				< 0,20	< 0,20	< 0,20	< 0,20	< 0,20	< 0,20	
Naphthalene		mg/kg		< 1	< 0,20	< 0,20	< 0,20	< 0,20	< 0,20	< 0,20
Sum 18 PAH ^{a)}		mg/kg		< 1	-	-	-	-	-	0,31
Evaluation		-		-	-	pass				

Tested materials:

No.	Sample ITC No.	Specification of the material – Sample Code
19	BB 1361 (MO 113)	6-324
20	BB 1362 (MO 114)	97-29
21	BB 1363 (MO 115)	7-37
22	BB 1364 (MO 116)	7-213
23	BB 1365 (MO 117)	7-250
24	BB 1366 (MO 118)	113-347

Table 2.4.3.5 – Content of polycyclic aromatic hydrocarbons (PAH)

Parameter	Unit	Limit ^{a)}		Identified value ^{a)}						
		AfPS GS 2014:01 PAK ^{b)}	REACH 1907/2006, Annex XVII, item 50 ^{c)}	25)	26)	27)	28)	29)	30)	
Benzo(a)pyrene	mg/kg	< 0,2	< 0,5	< 0,20	< 0,20	< 0,20	< 0,20	< 0,20	< 0,20	
Benzo(e)pyrene		< 0,2		< 0,20	< 0,20	< 0,20	< 0,20	< 0,20	< 0,20	
Benzo(a)anthracen		< 0,2		< 0,20	< 0,20	< 0,20	< 0,20	< 0,20	< 0,20	
Benzo(b)fluoranthene		< 0,2		< 0,20	< 0,20	< 0,20	< 0,20	< 0,20	< 0,20	
Benzo(j)fluoranthene		< 0,2		< 0,20	< 0,20	< 0,20	< 0,20	< 0,20	< 0,20	
Benzo(k)fluoranthene		< 0,2		< 0,20	< 0,20	< 0,20	< 0,20	< 0,20	< 0,20	
Chrysene		< 0,2		< 0,20	< 0,20	< 0,20	< 0,20	< 0,20	< 0,20	
Dibenz(a,h)anthracene	mg/kg	< 0,2	-	< 0,20	< 0,20	< 0,20	< 0,20	< 0,20	< 0,20	
Benzo(g,h,i)perylene		< 0,2		< 0,20	< 0,20	< 0,20	< 0,20	< 0,20	< 0,20	
Indeno(1,2,3-cd)pyrene		< 0,2		< 0,20	< 0,20	< 0,20	< 0,20	< 0,20	< 0,20	
Acenaphthylene		< 1		< 0,20	< 0,20	< 0,20	< 0,20	< 0,20	< 0,20	
Acenaphtene				< 0,20	< 0,20	< 0,20	< 0,20	< 0,20	< 0,20	
Fluorene				< 0,20	< 0,20	< 0,20	< 0,20	< 0,20	< 0,20	
Phenanthrene				0,32	< 0,20	< 0,20	< 0,20	< 0,20	0,31	
Anthracene				< 0,20	< 0,20	< 0,20	< 0,20	< 0,20	< 0,20	
Fluoranthene				< 0,20	< 0,20	< 0,20	< 0,20	< 0,20	< 0,20	
Pyrene				< 0,20	< 0,20	< 0,20	< 0,20	< 0,20	< 0,20	
Naphthalene		mg/kg		< 1	< 0,20	< 0,20	< 0,20	< 0,20	< 0,20	
Sum 18 PAH ^{a)}		mg/kg		< 1	0,32	-	-	-	-	0,31
Evaluation		-		-	-	pass				

Tested materials:

No.	Sample ITC No.	Specification of the material – Sample Code
25	BB 1367 (MO 119)	7-125
26	BB 1368 (MO 120)	8-178
27	BB 1369 (MO 121)	9-30
28	BB 1370 (MO 122)	9-109
29	BB 1371 (MO 123)	9-265
30	BB 1372 (MO 124)	9-341

Table 2.4.3.6 – Content of polycyclic aromatic hydrocarbons (PAH)

Parameter	Unit	Limit ^{a)}		Identified value ^{a)}						
		AfPS GS 2014:01 PAK ^{b)}	REACH 1907/2006, Annex XVII, item 50 ^{c)}	31)	32)	33)	34)	35)	36)	
Benzo(a)pyrene	mg/kg	< 0,2	< 0,5	< 0,20	< 0,20	< 0,20	< 0,20	< 0,20	< 0,20	
Benzo(e)pyrene		< 0,2		< 0,20	< 0,20	< 0,20	< 0,20	< 0,20	< 0,20	
Benzo(a)anthracen		< 0,2		< 0,20	< 0,20	< 0,20	< 0,20	< 0,20	< 0,20	
Benzo(b)fluoranthene		< 0,2		< 0,20	< 0,20	< 0,20	< 0,20	< 0,20	< 0,20	
Benzo(j)fluoranthene		< 0,2		< 0,20	< 0,20	< 0,20	< 0,20	< 0,20	< 0,20	
Benzo(k)fluoranthene		< 0,2		< 0,20	< 0,20	< 0,20	< 0,20	< 0,20	< 0,20	
Chrysene		< 0,2		< 0,20	< 0,20	< 0,20	< 0,20	< 0,20	< 0,20	
Dibenz(a,h)anthracene	mg/kg	< 0,2	-	< 0,20	< 0,20	< 0,20	< 0,20	< 0,20	< 0,20	
Benzo(g,h,i)perylene		< 0,2		< 0,20	< 0,20	< 0,20	< 0,20	< 0,20	< 0,20	
Indeno(1,2,3-cd)pyrene		< 0,2		< 0,20	< 0,20	< 0,20	< 0,20	< 0,20	< 0,20	
Acenaphthylene		< 1		< 0,20	< 0,20	< 0,20	< 0,20	< 0,20	< 0,20	
Acenaphthene				< 0,20	< 0,20	< 0,20	< 0,20	< 0,20	< 0,20	
Fluorene				< 0,20	< 0,20	< 0,20	< 0,20	< 0,20	< 0,20	
Phenanthrene				< 0,20	< 0,20	< 0,20	0,31	< 0,20	< 0,20	
Anthracene				< 0,20	< 0,20	< 0,20	< 0,20	< 0,20	< 0,20	
Fluoranthene				< 0,20	< 0,20	< 0,20	< 0,20	< 0,20	< 0,20	
Pyrene				< 0,20	< 0,20	< 0,20	< 0,20	< 0,20	< 0,20	
Naphthalene				< 0,20	< 0,20	< 0,20	< 0,20	< 0,20	< 0,20	
Sum 18 PAH ^{a)}		mg/kg		< 1	-	-	-	0,31	-	-
Evaluation		-		-	-	pass				

Tested materials:

No.	Sample ITC No.	Specification of the material – Sample Code
31	BB 1373 (MO 125)	10-292
32	BB 1374 (MO 126)	10-308
33	BB 1375 (MO 127)	10-338
34	BB 1376 (MO 128)	10-260
35	BB 1377 (MO 129)	11-116
36	BB 1378 (MO 130)	11-149

Table 2.4.3.7 – Content of polycyclic aromatic hydrocarbons (PAH)

Parameter	Unit	Limit ^{a)}		Identified value ^{a)}						
		AfPS GS 2014:01 PAK ^{b)}	REACH 1907/2006, Annex XVII, item 50 ^{c)}	37)	38)	39)	40)	41)	42)	
Benzo(a)pyrene	mg/kg	< 0,2	< 0,5	< 0,20	< 0,20	< 0,20	< 0,20	< 0,20	< 0,20	
Benzo(e)pyrene		< 0,2		< 0,20	< 0,20	< 0,20	< 0,20	< 0,20	< 0,20	< 0,20
Benzo(a)anthracen		< 0,2		< 0,20	< 0,20	< 0,20	< 0,20	< 0,20	< 0,20	< 0,20
Benzo(b)fluoranthene		< 0,2		< 0,20	< 0,20	< 0,20	< 0,20	< 0,20	< 0,20	< 0,20
Benzo(j)fluoranthene		< 0,2		< 0,20	< 0,20	< 0,20	< 0,20	< 0,20	< 0,20	< 0,20
Benzo(k)fluoranthene		< 0,2		< 0,20	< 0,20	< 0,20	< 0,20	< 0,20	< 0,20	< 0,20
Chrysene		< 0,2		< 0,20	< 0,20	< 0,20	< 0,20	< 0,20	< 0,20	< 0,20
Dibenz(a,h)anthracene	mg/kg	< 0,2	-	< 0,20	< 0,20	< 0,20	< 0,20	< 0,20	< 0,20	
Benzo(g,h,i)perylene		< 0,2		< 0,20	< 0,20	< 0,20	< 0,20	< 0,20	< 0,20	
Indeno(1,2,3-cd)pyrene		< 0,2		< 0,20	< 0,20	< 0,20	< 0,20	< 0,20	< 0,20	
Acenaphthylene		< 1		< 0,2	< 0,20	< 0,20	< 0,20	< 0,20	< 0,20	< 0,20
Acenaphtene				< 0,2	< 0,20	< 0,20	< 0,20	< 0,20	< 0,20	< 0,20
Fluorene				< 0,2	< 0,20	< 0,20	< 0,20	< 0,20	< 0,20	< 0,20
Phenanthrene				< 0,2	< 0,20	< 0,20	0,30	< 0,20	< 0,20	< 0,20
Anthracene				< 0,2	< 0,20	< 0,20	< 0,20	< 0,20	< 0,20	< 0,20
Fluoranthene				< 0,2	< 0,20	< 0,20	< 0,20	< 0,20	< 0,20	< 0,20
Pyrene				< 0,2	< 0,20	< 0,20	< 0,20	< 0,20	< 0,20	< 0,20
Naphthalene				< 0,2	< 0,20	< 0,20	< 0,20	< 0,20	< 0,20	< 0,20
Sum 18 PAH ^{a)}		mg/kg		< 1	-	-	-	0,30	-	-
Evaluation		-		-	-	pass				

Tested materials:

No.	Sample ITC No.	Specification of the material – Sample Code
37	BB 1379 (MO 131)	11-275
38	BB 1380 (MO 132)	12-73
39	BB 1381 (MO 133)	12-301
40	BB 1382 (MO 134)	12-337
41	BB 1383 (MO 135)	13-201
42	BB 1384 (MO 136)	13-234

Table 2.4.3.8 – Content of polycyclic aromatic hydrocarbons (PAH)

Parameter	Unit	Limit ^{a)}		Identified value ^{a)}						
		AfPS GS 2014:01 PAK ^{b)}	REACH 1907/2006, Annex XVII, item 50 ^{c)}	43)	44)	45)	46)	47)	48)	
Benzo(a)pyrene	mg/kg	< 0,2	< 0,5	< 0,20	< 0,20	< 0,20	< 0,20	< 0,20	< 0,20	
Benzo(e)pyrene		< 0,2		< 0,20	< 0,20	< 0,20	< 0,20	< 0,20	< 0,20	< 0,20
Benzo(a)anthracen		< 0,2		< 0,20	< 0,20	< 0,20	< 0,20	< 0,20	< 0,20	< 0,20
Benzo(b)fluoranthene		< 0,2		< 0,20	< 0,20	< 0,20	< 0,20	< 0,20	< 0,20	< 0,20
Benzo(j)fluoranthene		< 0,2		< 0,20	< 0,20	< 0,20	< 0,20	< 0,20	< 0,20	< 0,20
Benzo(k)fluoranthene		< 0,2		< 0,20	< 0,20	< 0,20	< 0,20	< 0,20	< 0,20	< 0,20
Chrysene		< 0,2		< 0,20	< 0,20	< 0,20	< 0,20	< 0,20	< 0,20	< 0,20
Dibenz(a,h)anthracene	mg/kg	< 0,2	-	< 0,20	< 0,20	< 0,20	< 0,20	< 0,20	< 0,20	
Benzo(g,h,i)perylene		< 0,2		< 0,20	< 0,20	< 0,20	< 0,20	< 0,20	< 0,20	
Indeno(1,2,3-cd)pyrene		< 0,2		< 0,20	< 0,20	< 0,20	< 0,20	< 0,20	< 0,20	
Acenaphthylene		< 1		< 0,20	< 0,20	< 0,20	< 0,20	< 0,20	< 0,20	
Acenaphthene				< 0,20	< 0,20	< 0,20	< 0,20	< 0,20	< 0,20	
Fluorene				< 0,20	< 0,20	< 0,20	< 0,20	< 0,20	< 0,20	
Phenanthrene				< 0,20	0,29	< 0,20	< 0,20	< 0,20	< 0,20	
Anthracene				< 0,20	< 0,20	< 0,20	< 0,20	< 0,20	< 0,20	
Fluoranthene				< 0,20	< 0,20	< 0,20	< 0,20	< 0,20	< 0,20	
Pyrene				< 0,20	< 0,20	< 0,20	< 0,20	< 0,20	< 0,20	
Naphthalene				< 0,20	< 0,20	< 0,20	< 0,20	< 0,20	< 0,20	
Sum 18 PAH ^{a)}		mg/kg		< 1	-	0,29	-	-	-	-
Evaluation		-		-	-	pass				

Tested materials:

No.	Sample ITC No.	Specification of the material – Sample Code
43	BB 1385 (MO 137)	13-240
44	BB 1386 (MO 138)	13-319
45	BB 1387 (MO 139)	14-147
46	BB 1388 (MO 140)	14-223
47	BB 1389 (MO 141)	14-263
48	BB 1390 (MO 142)	15-294

Table 2.4.3.9 – Content of polycyclic aromatic hydrocarbons (PAH)

Parameter	Unit	Limit ^{a)}		Identified value ^{a)}							
		AfPS GS 2014:01 PAK ^{b)}	REACH 1907/2006, Annex XVII, item 50 ^{c)}	49)	50)	51)	52)	53)	54)		
Benzo(a)pyrene	mg/kg	< 0,2	< 0,5	< 0,20	< 0,20	< 0,20	< 0,20	< 0,20	< 0,20		
Benzo(e)pyrene		< 0,2		< 0,20	< 0,20	< 0,20	< 0,20	< 0,20	< 0,20	< 0,20	
Benzo(a)anthracen		< 0,2		< 0,20	< 0,20	< 0,20	< 0,20	< 0,20	< 0,20	< 0,20	
Benzo(b)fluoranthene		< 0,2		< 0,20	< 0,20	< 0,20	< 0,20	< 0,20	< 0,20	< 0,20	
Benzo(j)fluoranthene		< 0,2		< 0,20	< 0,20	< 0,20	< 0,20	< 0,20	< 0,20	< 0,20	
Benzo(k)fluoranthene		< 0,2		< 0,20	< 0,20	< 0,20	< 0,20	< 0,20	< 0,20	< 0,20	
Chrysene		< 0,2		< 0,20	< 0,20	< 0,20	< 0,20	< 0,20	< 0,20	< 0,20	
Dibenz(a,h)anthracene	mg/kg	< 0,2	-	< 0,20	< 0,20	< 0,20	< 0,20	< 0,20	< 0,20		
Benzo(g,h,i)perylene		< 0,2		< 0,20	< 0,20	< 0,20	< 0,20	< 0,20	< 0,20		
Indeno(1,2,3-cd)pyrene		< 0,2		< 0,20	< 0,20	< 0,20	< 0,20	< 0,20	< 0,20		
Acenaphthylene		< 1		< 0,20	< 0,20	< 0,20	< 0,20	< 0,20	< 0,20		
Acenaphthene				< 0,20	< 0,20	< 0,20	< 0,20	< 0,20	< 0,20		
Fluorene				< 0,20	< 0,20	< 0,20	< 0,20	< 0,20	< 0,20		
Phenanthrene				0,40	0,33	< 0,20	< 0,20	< 0,20	< 0,20		
Anthracene				< 0,20	< 0,20	< 0,20	< 0,20	< 0,20	< 0,20		
Fluoranthene				< 0,20	< 0,20	< 0,20	< 0,20	< 0,20	< 0,20		
Pyrene				< 0,20	< 0,20	< 0,20	< 0,20	< 0,20	< 0,20		
Naphthalene				< 0,20	< 0,20	< 0,20	< 0,20	< 0,20	< 0,20		
Sum 18 PAH ^{a)}		mg/kg		< 1	0,40	0,33	-	-	-	-	
Evaluation		-		-	-	pass					

Tested materials:

No.	Sample ITC No.	Specification of the material – Sample Code
49	BB 1391 (MO 143)	15-259
50	BB 1392 (MO 144)	15-127
51	BB 1393 (MO 145)	19-297
52	BB 1394 (MO 146)	20-309
53	BB 1395 (MO 147)	20-329
54	BB 1396 (MO 148)	21-320

Table 2.4.3.10 – Content of polycyclic aromatic hydrocarbons (PAH)

Parameter	Unit	Limit ^{a)}		Identified value ^{a)}						
		AfPS GS 2014:01 PAK ^{b)}	REACH 1907/2006, Annex XVII, item 50 ^{c)}	55)	56)	57)	58)	59)	60)	
Benzo(a)pyrene	mg/kg	< 0,2	< 0,5	< 0,20	< 0,20	< 0,20	< 0,20	< 0,20	< 0,20	
Benzo(e)pyrene		< 0,2		< 0,20	< 0,20	< 0,20	< 0,20	< 0,20	< 0,20	< 0,20
Benzo(a)anthracen		< 0,2		< 0,20	< 0,20	< 0,20	< 0,20	< 0,20	< 0,20	< 0,20
Benzo(b)fluoranthene		< 0,2		< 0,20	< 0,20	< 0,20	< 0,20	< 0,20	< 0,20	< 0,20
Benzo(j)fluoranthene		< 0,2		< 0,20	< 0,20	< 0,20	< 0,20	< 0,20	< 0,20	< 0,20
Benzo(k)fluoranthene		< 0,2		< 0,20	< 0,20	< 0,20	< 0,20	< 0,20	< 0,20	< 0,20
Chrysene		< 0,2		< 0,20	< 0,20	< 0,20	< 0,20	< 0,20	< 0,20	< 0,20
Dibenz(a,h)anthracene	mg/kg	< 0,2	-	< 0,20	< 0,20	< 0,20	< 0,20	< 0,20	< 0,20	
Benzo(g,h,i)perylene		< 0,2		< 0,20	< 0,20	< 0,20	< 0,20	< 0,20	< 0,20	
Indeno(1,2,3-cd)pyrene		< 0,2		< 0,20	< 0,20	< 0,20	< 0,20	< 0,20	< 0,20	
Acenaphthylene		< 1		< 0,20	< 0,20	< 0,20	< 0,20	< 0,20	< 0,20	
Acenaphthene				< 0,20	< 0,20	< 0,20	< 0,20	< 0,20	< 0,20	
Fluorene				< 0,20	< 0,20	< 0,20	< 0,20	< 0,20	< 0,20	
Phenanthrene				< 0,20	< 0,20	< 0,20	< 0,20	< 0,20	< 0,20	
Anthracene				< 0,20	< 0,20	< 0,20	< 0,20	< 0,20	< 0,20	
Fluoranthene				< 0,20	< 0,20	< 0,20	< 0,20	< 0,20	< 0,20	
Pyrene				< 0,20	< 0,20	< 0,20	< 0,20	< 0,20	< 0,20	
Naphthalene	mg/kg	< 1	< 0,20	< 0,20	< 0,20	< 0,20	< 0,20	< 0,20		
Sum 18 PAH ^{a)}	mg/kg	< 1	-	-	-	-	-	-		
Evaluation	-	-	-	pass						

Tested materials:

No.	Sample ITC No.	Specification of the material – Sample Code
55	BB 1397 (MO 149)	21-323
56	BB 1398 (MO 150)	22-99
57	BB 1399 (MO 151)	22-114
58	BB 1400 (MO 152)	22-237
59	BB 1401 (MO 153)	23-108
60	BB 1402 (MO 154)	23-300

Table 2.4.3.11 – Content of polycyclic aromatic hydrocarbons (PAH)

Parameter	Unit	Limit ^{a)}		Identified value ^{a)}						
		AfPS GS 2014:01 PAK ^{b)}	REACH 1907/2006, Annex XVII, item 50 ^{c)}	61)	62)	63)	64)	65)	66)	
Benzo(a)pyrene	mg/kg	< 0,2	< 0,5	< 0,20	< 0,20	< 0,20	< 0,20	< 0,20	< 0,20	
Benzo(e)pyrene		< 0,2		< 0,20	< 0,20	< 0,20	< 0,20	< 0,20	< 0,20	< 0,20
Benzo(a)anthracen		< 0,2		< 0,20	< 0,20	< 0,20	< 0,20	< 0,20	< 0,20	< 0,20
Benzo(b)fluoranthene		< 0,2		< 0,20	< 0,20	< 0,20	< 0,20	< 0,20	< 0,20	< 0,20
Benzo(j)fluoranthene		< 0,2		< 0,20	< 0,20	< 0,20	< 0,20	< 0,20	< 0,20	< 0,20
Benzo(k)fluoranthene		< 0,2		< 0,20	< 0,20	< 0,20	< 0,20	< 0,20	< 0,20	< 0,20
Chrysene		< 0,2		< 0,20	< 0,20	< 0,20	< 0,20	< 0,20	< 0,20	< 0,20
Dibenz(a,h)anthracene	mg/kg	< 0,2	-	< 0,20	< 0,20	< 0,20	< 0,20	< 0,20	< 0,20	
Benzo(g,h,i)perylene		< 0,2		< 0,20	< 0,20	< 0,20	< 0,20	< 0,20	< 0,20	
Indeno(1,2,3-cd)pyrene		< 0,2		< 0,20	< 0,20	< 0,20	< 0,20	< 0,20	< 0,20	
Acenaphthylene		< 1		< 0,20	< 0,20	< 0,20	< 0,20	< 0,20	< 0,20	
Acenaphthene				< 0,20	< 0,20	< 0,20	< 0,20	< 0,20	< 0,20	
Fluorene				< 0,20	< 0,20	< 0,20	< 0,20	< 0,20	< 0,20	
Phenanthrene				0,36	< 0,20	< 0,20	< 0,20	< 0,20	0,27	
Anthracene				< 0,20	< 0,20	< 0,20	< 0,20	< 0,20	< 0,20	
Fluoranthene				< 0,20	< 0,20	< 0,20	< 0,20	< 0,20	< 0,20	
Pyrene				< 0,20	< 0,20	< 0,20	< 0,20	< 0,20	< 0,20	
Naphthalene		mg/kg		< 1	< 0,20	< 0,20	< 0,20	< 0,20	< 0,20	< 0,20
Sum 18 PAH ^{a)}		mg/kg		< 1	0,36	-	-	-	-	0,27
Evaluation		-		-	-	pass				

Tested materials:

No.	Sample ITC No.	Specification of the material – Sample Code
61	BB 1403 (MO 155)	23-336
62	BB 1404 (MO 156)	25-317
63	BB 1405 (MO 157)	28-185
64	BB 1406 (MO 158)	28-210
65	BB 1407 (MO 159)	29-239
66	BB 1408 (MO 160)	29-327

Table 2.4.3.12 – Content of polycyclic aromatic hydrocarbons (PAH)

Parameter	Unit	Limit ^{a)}		Identified value ^{a)}						
		AfPS GS 2014:01 PAK ^{b)}	REACH 1907/2006, Annex XVII, item 50 ^{c)}	67)	68)	69)	70)	71)	72)	
Benzo(a)pyrene	mg/kg	< 0,2	< 0,5	< 0,20	< 0,20	< 0,20	< 0,20	< 0,20	< 0,20	
Benzo(e)pyrene		< 0,2		< 0,20	< 0,20	< 0,20	< 0,20	< 0,20	< 0,20	< 0,20
Benzo(a)anthracen		< 0,2		< 0,20	< 0,20	< 0,20	< 0,20	< 0,20	< 0,20	< 0,20
Benzo(b)fluoranthene		< 0,2		< 0,20	< 0,20	< 0,20	< 0,20	< 0,20	< 0,20	< 0,20
Benzo(j)fluoranthene		< 0,2		< 0,20	< 0,20	< 0,20	< 0,20	< 0,20	< 0,20	< 0,20
Benzo(k)fluoranthene		< 0,2		< 0,20	< 0,20	< 0,20	< 0,20	< 0,20	< 0,20	< 0,20
Chrysene		< 0,2		< 0,20	< 0,20	< 0,20	< 0,20	< 0,20	< 0,20	< 0,20
Dibenz(a,h)anthracene	mg/kg	< 0,2	-	< 0,20	< 0,20	< 0,20	< 0,20	< 0,20	< 0,20	
Benzo(g,h,i)perylene		< 0,2		< 0,20	< 0,20	< 0,20	< 0,20	< 0,20	< 0,20	
Indeno(1,2,3-cd)pyrene		< 0,2		< 0,20	< 0,20	< 0,20	< 0,20	< 0,20	< 0,20	
Acenaphthylene		< 1		< 0,20	< 0,20	< 0,20	< 0,20	< 0,20	< 0,20	
Acenaphthene				< 0,20	< 0,20	< 0,20	< 0,20	< 0,20	< 0,20	
Fluorene				< 0,20	< 0,20	< 0,20	< 0,20	< 0,20	< 0,20	
Phenanthrene				< 0,20	< 0,20	< 0,20	0,37	< 0,20	< 0,20	
Anthracene				< 0,20	< 0,20	< 0,20	< 0,20	< 0,20	< 0,20	
Fluoranthene				< 0,20	< 0,20	< 0,20	< 0,20	< 0,20	< 0,20	
Pyrene				< 0,20	< 0,20	< 0,20	< 0,20	< 0,20	< 0,20	
Naphthalene		mg/kg		< 1	< 0,20	< 0,20	< 0,20	< 0,20	< 0,20	< 0,20
Sum 18 PAH ^{a)}		mg/kg		< 1	-	-	-	0,37	-	-
Evaluation		-		-	-	pass				

Tested materials:

No.	Sample ITC No.	Specification of the material – Sample Code
67	BB 1409 (MO 161)	31-311
68	BB 1410 (MO 162)	31-321
69	BB 1411 (MO 163)	32-245
70	BB 1412 (MO 164)	35-171
71	BB 1413 (MO 165)	36-244
72	BB 1414 (MO 166)	37-249

Table 2.4.3.13 – Content of polycyclic aromatic hydrocarbons (PAH)

Parameter	Unit	Limit ^{a)}		Identified value ^{a)}						
		AfPS GS 2014:01 PAK ^{b)}	REACH 1907/2006, Annex XVII, item 50 ^{c)}	73)	74)	75)	76)	77)	78)	
Benzo(a)pyrene	mg/kg	< 0,2	< 0,5	< 0,20	< 0,20	< 0,20	< 0,20	< 0,20	< 0,20	
Benzo(e)pyrene		< 0,2		< 0,20	< 0,20	< 0,20	< 0,20	< 0,20	< 0,20	
Benzo(a)anthracen		< 0,2		< 0,20	< 0,20	< 0,20	< 0,20	< 0,20	< 0,20	
Benzo(b)fluoranthene		< 0,2		< 0,20	< 0,20	< 0,20	< 0,20	< 0,20	< 0,20	
Benzo(j)fluoranthene		< 0,2		< 0,20	< 0,20	< 0,20	< 0,20	< 0,20	< 0,20	
Benzo(k)fluoranthene		< 0,2		< 0,20	< 0,20	< 0,20	< 0,20	< 0,20	< 0,20	
Chrysene		< 0,2		< 0,20	< 0,20	< 0,20	< 0,20	< 0,20	< 0,20	
Dibenz(a,h)anthracene	mg/kg	< 0,2	-	< 0,20	< 0,20	< 0,20	< 0,20	< 0,20	< 0,20	
Benzo(g,h,i)perylene		< 0,2		< 0,20	< 0,20	< 0,20	< 0,20	< 0,20	< 0,20	
Indeno(1,2,3-cd)pyrene		< 0,2		< 0,20	< 0,20	< 0,20	< 0,20	< 0,20	< 0,20	
Acenaphthylene		< 1		< 0,20	< 0,20	< 0,20	< 0,20	< 0,20	< 0,20	
Acenaphtene				< 0,20	< 0,20	< 0,20	< 0,20	< 0,20	< 0,20	
Fluorene				< 0,20	< 0,20	< 0,20	< 0,20	< 0,20	< 0,20	
Phenanthrene				< 0,20	< 0,20	< 0,20	< 0,20	0,27	< 0,20	
Anthracene				< 0,20	< 0,20	< 0,20	< 0,20	< 0,20	< 0,20	
Fluoranthene				< 0,20	< 0,20	< 0,20	< 0,20	< 0,20	< 0,20	
Pyrene				< 0,20	< 0,20	< 0,20	< 0,20	< 0,20	< 0,20	
Naphthalene		mg/kg		< 1	< 0,20	< 0,20	< 0,20	< 0,20	< 0,20	< 0,20
Sum 18 PAH ^{a)}		mg/kg		< 1	-	-	-	-	0,27	-
Evaluation		-		-	-	pass				

Tested materials:

No.	Sample ITC No.	Specification of the material – Sample Code
73	BB 1415 (MO 167)	39-243
74	BB 1416 (MO 168)	4-220
75	BB 1417 (MO 169)	45-267
76	BB 1418 (MO 170)	45-298
77	BB 1419 (MO 171)	45-299
78	BB 1420 (MO 172)	54-258

Table 2.4.3.14 – Content of polycyclic aromatic hydrocarbons (PAH)

Parameter	Unit	Limit ^{a)}		Identified value ^{a)}						
		AfPS GS 2014:01 PAK ^{b)}	REACH 1907/2006, Annex XVII, item 50 ^{c)}	79)	80)	81)	82)	83)	84)	
Benzo(a)pyrene	mg/kg	< 0,2	< 0,5	< 0,20	< 0,20	< 0,20	< 0,20	< 0,20	< 0,20	
Benzo(e)pyrene		< 0,2		< 0,20	< 0,20	< 0,20	< 0,20	< 0,20	< 0,20	
Benzo(a)anthracen		< 0,2		< 0,20	< 0,20	< 0,20	< 0,20	< 0,20	< 0,20	
Benzo(b)fluoranthene		< 0,2		< 0,20	< 0,20	< 0,20	< 0,20	< 0,20	< 0,20	
Benzo(j)fluoranthene		< 0,2		< 0,20	< 0,20	< 0,20	< 0,20	< 0,20	< 0,20	
Benzo(k)fluoranthene		< 0,2		< 0,20	< 0,20	< 0,20	< 0,20	< 0,20	< 0,20	
Chrysene		< 0,2		< 0,20	< 0,20	< 0,20	< 0,20	< 0,20	< 0,20	
Dibenz(a,h)anthracene	mg/kg	< 0,2	-	< 0,20	< 0,20	< 0,20	< 0,20	< 0,20	< 0,20	
Benzo(g,h,i)perylene		< 0,2		< 0,20	< 0,20	< 0,20	< 0,20	< 0,20	< 0,20	
Indeno(1,2,3-cd)pyrene		< 0,2		< 0,20	< 0,20	< 0,20	< 0,20	< 0,20	< 0,20	
Acenaphthylene		< 1		< 0,20	< 0,20	< 0,20	< 0,20	< 0,20	< 0,20	
Acenaphthene				< 0,20	< 0,20	< 0,20	< 0,20	< 0,20	< 0,20	
Fluorene				< 0,20	< 0,20	< 0,20	< 0,20	< 0,20	< 0,20	
Phenanthrene				< 0,20	< 0,20	< 0,20	< 0,20	< 0,20	0,31	
Anthracene				< 0,20	< 0,20	< 0,20	< 0,20	< 0,20	< 0,20	
Fluoranthene				< 0,20	< 0,20	< 0,20	< 0,20	< 0,20	< 0,20	
Pyrene				< 0,20	< 0,20	< 0,20	< 0,20	< 0,20	< 0,20	
Naphthalene		mg/kg		< 1	< 0,20	< 0,20	< 0,20	< 0,20	< 0,20	< 0,20
Sum 18 PAH ^{a)}		mg/kg		< 1	-	-	-	-	-	0,31
Evaluation		-		-	-	pass				

Tested materials:

No.	Sample ITC No.	Specification of the material – Sample Code
79	BB 1421 (MO 173)	54-318
80	BB 1422 (MO 174)	54-322
81	BB 1423 (MO 175)	55-27
82	BB 1424 (MO 176)	55-202
83	BB 1425 (MO 177)	55-316
84	BB 1426 (MO 178)	55-124

Table 2.4.3.15 – Content of polycyclic aromatic hydrocarbons (PAH)

Parameter	Unit	Limit ^{a)}		Identified value ^{a)}							
		AfPS GS 2014:01 PAK ^{b)}	REACH 1907/2006, Annex XVII, item 50 ^{c)}	85)	86)	87)	88)	89)	90)	91)	
Benzo(a)pyrene	mg/kg	< 0,2	< 0,5	< 0,20	< 0,20	< 0,20	< 0,20	< 0,20	< 0,20	< 0,20	
Benzo(e)pyrene		< 0,2		< 0,20	< 0,20	< 0,20	< 0,20	< 0,20	< 0,20	< 0,20	
Benzo(a)anthracen		< 0,2		< 0,20	< 0,20	< 0,20	< 0,20	< 0,20	< 0,20	< 0,20	
Benzo(b)fluoranthene		< 0,2		< 0,20	< 0,20	< 0,20	< 0,20	< 0,20	< 0,20	< 0,20	
Benzo(j)fluoranthene		< 0,2		< 0,20	< 0,20	< 0,20	< 0,20	< 0,20	< 0,20	< 0,20	
Benzo(k)fluoranthene		< 0,2		< 0,20	< 0,20	< 0,20	< 0,20	< 0,20	< 0,20	< 0,20	
Chrysene		< 0,2		< 0,20	< 0,20	< 0,20	< 0,20	< 0,20	< 0,20	< 0,20	
Dibenz(a,h)anthracene	mg/kg	< 0,2	-	< 0,20	< 0,20	< 0,20	< 0,20	< 0,20	< 0,20	< 0,20	
Benzo(g,h,i)perylene		< 0,2		< 0,20	< 0,20	< 0,20	< 0,20	< 0,20	< 0,20	< 0,20	
Indeno(1,2,3-cd)pyrene		< 0,2		< 0,20	< 0,20	< 0,20	< 0,20	< 0,20	< 0,20	< 0,20	
Acenaphtylene		< 1		< 0,20	< 0,20	< 0,20	< 0,20	< 0,20	< 0,20	< 0,20	
Acenaphtene				< 0,20	< 0,20	< 0,20	< 0,20	< 0,20	< 0,20	< 0,20	
Fluorene				< 0,20	< 0,20	< 0,20	< 0,20	< 0,20	< 0,20	< 0,20	
Phenanthrene				< 0,20	< 0,20	< 0,20	< 0,20	0,27	< 0,20	0,27	
Anthracene				< 0,20	< 0,20	< 0,20	< 0,20	< 0,20	< 0,20	< 0,20	
Fluoranthene				< 0,20	< 0,20	< 0,20	< 0,20	< 0,20	< 0,20	< 0,20	
Pyrene				< 0,20	< 0,20	< 0,20	< 0,20	< 0,20	< 0,20	< 0,20	
Naphthalene		mg/kg		< 1	< 0,20	< 0,20	< 0,20	< 0,20	< 0,20	< 0,20	< 0,20
Sum 18 PAH ^{a)}		mg/kg		< 1	-	-	-	-	0,27	-	0,27
Evaluation		-		-	-	pass					

Tested materials:

No.	Sample ITC No.	Specification of the material – Sample Code
85	BB 1427 (MO 179)	56-228
86	BB 1428 (MO 180)	63-140
87	BB 1429 (MO 181)	64-326
88	BB 1430 (MO 182)	65-242
89	BB 1431 (MO 183)	65-334
90	BB 1432 (MO 184)	66-274
91	BB 1433 (MO 185)	66-352

Table 2.4.3.16 – Content of polycyclic aromatic hydrocarbons (PAH)

Parameter	Unit	Limit ^{a)}		Identified value ^{a)}								
		AfPS GS 2014:01 PAK ^{b)}	REACH 1907/2006, Annex XVII, item 50 ^{c)}	92)	93)	94)	95)	96)	97)	98)		
Benzo(a)pyrene	mg/kg	< 0,2	< 0,5	< 0,20	< 0,20	< 0,20	< 0,20	< 0,20	< 0,20	< 0,20	< 0,20	
Benzo(e)pyrene		< 0,2		< 0,20	< 0,20	< 0,20	< 0,20	< 0,20	< 0,20	< 0,20	< 0,20	
Benzo(a)anthracen		< 0,2		< 0,20	< 0,20	< 0,20	< 0,20	< 0,20	< 0,20	< 0,20	< 0,20	
Benzo(b)fluoranthene		< 0,2		< 0,20	< 0,20	< 0,20	< 0,20	< 0,20	< 0,20	< 0,20	< 0,20	
Benzo(j)fluoranthene		< 0,2		< 0,20	< 0,20	< 0,20	< 0,20	< 0,20	< 0,20	< 0,20	< 0,20	
Benzo(k)fluoranthene		< 0,2		< 0,20	< 0,20	< 0,20	< 0,20	< 0,20	< 0,20	< 0,20	< 0,20	
Chrysene		< 0,2		< 0,20	< 0,20	< 0,20	< 0,20	< 0,20	< 0,20	< 0,20	< 0,20	
Dibenz(a,h)anthracene	mg/kg	< 0,2	-	< 0,20	< 0,20	< 0,20	< 0,20	< 0,20	< 0,20	< 0,20	< 0,20	
Benzo(g,h,i)perylene		< 0,2		< 0,20	< 0,20	< 0,20	< 0,20	< 0,20	< 0,20	< 0,20	< 0,20	
Indeno(1,2,3-cd)pyrene		< 0,2		< 0,20	< 0,20	< 0,20	< 0,20	< 0,20	< 0,20	< 0,20	< 0,20	
Acenaphthylene		< 1			< 0,20	< 0,20	< 0,20	< 0,20	< 0,20	< 0,20	< 0,20	< 0,20
Acenaphthene					< 0,20	< 0,20	< 0,20	< 0,20	< 0,20	< 0,20	< 0,20	< 0,20
Fluorene					< 0,20	< 0,20	< 0,20	< 0,20	< 0,20	< 0,20	< 0,20	< 0,20
Phenanthrene					< 0,20	< 0,20	< 0,20	< 0,20	0,30	0,32	< 0,20	< 0,20
Anthracene					< 0,20	< 0,20	< 0,20	< 0,20	< 0,20	< 0,20	< 0,20	< 0,20
Fluoranthene					< 0,20	< 0,20	< 0,20	< 0,20	< 0,20	< 0,20	< 0,20	< 0,20
Pyrene					< 0,20	< 0,20	< 0,20	< 0,20	< 0,20	< 0,20	< 0,20	< 0,20
Naphthalene		mg/kg		< 1	< 0,20	< 0,20	< 0,20	< 0,20	< 0,20	< 0,20	< 0,20	< 0,20
Sum 18 PAH ^{a)}		mg/kg		< 1	-	-	-	-	0,30	0,32	-	
Evaluation		-		-	-	pass						

Tested materials:

No.	Sample ITC No.	Specification of the material – Sample Code
92	BB 1434 (MO 186)	67-257
93	BB 1435 (MO 187)	68-255
94	BB 1436 (MO 188)	84-276
95	BB 1437 (MO 189)	88-310
96	BB 1438 (MO 190)	10-295
97	BB 1439 (MO 191)	99-350
98	BB 1440 (MO 192)	100-296

Table 2.4.3.17 – Content of polycyclic aromatic hydrocarbons (PAH)

Parameter	Unit	Limit ^{a)}		Identified value ^{a)}							
		AfPS GS 2014:01 PAK ^{b)}	REACH 1907/2006, Annex XVII, item 50 ^{c)}	99)	100)	101)	102)	103)	104)	105)	
Benzo(a)pyrene	mg/kg	< 0,2	< 0,5	< 0,20	< 0,20	< 0,20	< 0,20	< 0,20	< 0,20	< 0,20	
Benzo(e)pyrene		< 0,2		< 0,20	< 0,20	< 0,20	< 0,20	< 0,20	< 0,20	< 0,20	
Benzo(a)anthracen		< 0,2		< 0,20	< 0,20	< 0,20	< 0,20	< 0,20	< 0,20	< 0,20	
Benzo(b)fluoranthene		< 0,2		< 0,20	< 0,20	< 0,20	< 0,20	< 0,20	< 0,20	< 0,20	
Benzo(j)fluoranthene		< 0,2		< 0,20	< 0,20	< 0,20	< 0,20	< 0,20	< 0,20	< 0,20	
Benzo(k)fluoranthene		< 0,2		< 0,20	< 0,20	< 0,20	< 0,20	< 0,20	< 0,20	< 0,20	
Chrysene		< 0,2		< 0,20	< 0,20	< 0,20	< 0,20	< 0,20	< 0,20	< 0,20	
Dibenz(a,h)anthracene	mg/kg	< 0,2	-	< 0,20	< 0,20	< 0,20	< 0,20	< 0,20	< 0,20	< 0,20	
Benzo(g,h,i)perylene		< 0,2		< 0,20	< 0,20	< 0,20	< 0,20	< 0,20	< 0,20	< 0,20	
Indeno(1,2,3-cd)pyrene		< 0,2		< 0,20	< 0,20	< 0,20	< 0,20	< 0,20	< 0,20	< 0,20	
Acenaphtylene		< 1		< 0,20	< 0,20	< 0,20	< 0,20	< 0,20	< 0,20	< 0,20	
Acenaphtene				< 0,20	< 0,20	< 0,20	< 0,20	< 0,20	< 0,20	< 0,20	
Fluorene				< 0,20	< 0,20	< 0,20	< 0,20	< 0,20	< 0,20	< 0,20	
Phenanthrene				0,27	< 0,20	< 0,20	< 0,20	< 0,20	< 0,20	< 0,20	
Anthracene				< 0,20	< 0,20	< 0,20	< 0,20	< 0,20	< 0,20	< 0,20	
Fluoranthene				< 0,20	< 0,20	< 0,20	< 0,20	< 0,20	< 0,20	< 0,20	
Pyrene				< 0,20	< 0,20	< 0,20	< 0,20	< 0,20	< 0,20	< 0,20	
Naphthalene		mg/kg		< 1	< 0,20	< 0,20	< 0,20	< 0,20	< 0,20	< 0,20	< 0,20
Sum 18 PAH ^{a)}		mg/kg		< 1	0,27	-	-	-	-	-	-
Evaluation		-		-	-	pass					

Tested materials:

No.	Sample ITC No.	Specification of the material – Sample Code
99	BB 1441 (MO 193)	101-351
100	MO 194	101-333
101	MO 195	99-332
102	MO 196	112-343
103	MO 197	117-345
104	MO 198	113-344
105	MO 199	119-356

Table 2.4.3.18 – Content of polycyclic aromatic hydrocarbons (PAH)

Parameter	Unit	Limit ^{a)}		Identified value ^{a)}						
		AfPS GS 2014:01 PAK ^{b)}	REACH 1907/2006, Annex XVII, item 50 ^{c)}	106)	107)	108)	109)	110)	111)	112)
Benzo(a)pyrene	mg/kg	< 0,2	< 0,5	< 0,20	< 0,20	< 0,20	< 0,20	< 0,20	< 0,20	< 0,20
Benzo(e)pyrene		< 0,2		< 0,20	< 0,20	< 0,20	< 0,20	< 0,20	< 0,20	< 0,20
Benzo(a)anthracen		< 0,2		< 0,20	< 0,20	< 0,20	< 0,20	< 0,20	< 0,20	< 0,20
Benzo(b)fluoranthene		< 0,2		< 0,20	< 0,20	< 0,20	< 0,20	< 0,20	< 0,20	< 0,20
Benzo(j)fluoranthene		< 0,2		< 0,20	< 0,20	< 0,20	< 0,20	< 0,20	< 0,20	< 0,20
Benzo(k)fluoranthene		< 0,2		< 0,20	< 0,20	< 0,20	< 0,20	< 0,20	< 0,20	< 0,20
Chrysene		< 0,2		< 0,20	< 0,20	< 0,20	< 0,20	< 0,20	< 0,20	< 0,20
Dibenz(a,h)anthracene	mg/kg	< 0,2	-	< 0,20	< 0,20	< 0,20	< 0,20	< 0,20	< 0,20	< 0,20
Benzo(g,h,i)perylene		< 0,2		< 0,20	< 0,20	< 0,20	< 0,20	< 0,20	< 0,20	< 0,20
Indeno(1,2,3-cd)pyrene		< 0,2		< 0,20	< 0,20	< 0,20	< 0,20	< 0,20	< 0,20	< 0,20
Acenaphtylene		< 1		< 0,20	< 0,20	< 0,20	< 0,20	< 0,20	< 0,20	< 0,20
Acenaphtene				< 0,20	< 0,20	< 0,20	< 0,20	< 0,20	< 0,20	< 0,20
Fluorene				< 0,20	< 0,20	< 0,20	< 0,20	< 0,20	< 0,20	< 0,20
Phenanthrene				< 0,20	< 0,20	< 0,20	< 0,20	< 0,20	< 0,20	< 0,20
Anthracene				< 0,20	< 0,20	< 0,20	< 0,20	< 0,20	< 0,20	< 0,20
Fluoranthene				< 0,20	< 0,20	< 0,20	< 0,20	< 0,20	< 0,20	< 0,20
Pyrene				< 0,20	< 0,20	< 0,20	< 0,20	< 0,20	< 0,20	< 0,20
Naphthalene	mg/kg	< 1	< 0,20	< 0,20	< 0,20	< 0,20	< 0,20	< 0,20	< 0,20	
Sum 18 PAH ^{a)}	mg/kg	< 1	-	-	-	-	-	-	-	
Evaluation	-	-	-	pass						

Tested materials:

No.	Sample ITC No.	Specification of the material – Sample Code
106	MO 200	33-330
107	MO 201	19-279
108	MO 202	1-248
109	MO 203	39-305
110	MO 204	24-358
111	MO 205	2-0-0
112	MO 206	69-256

Table 2.4.3.19 – Content of polycyclic aromatic hydrocarbons (PAH)

Parameter	Unit	Limit ^{a)}		Identified value ^{a)}						
		AfPS GS 2014:01 PAK ^{b)}	REACH 1907/2006, Annex XVII, item 50 ^{c)}	113)	114)	115)	116)	117)	118)	119)
Benzo(a)pyrene	mg/kg	< 0,2	< 0,5	< 0,20	< 0,20	< 0,20	< 0,20	< 0,20	< 0,20	< 0,20
Benzo(e)pyrene		< 0,2		< 0,20	< 0,20	< 0,20	< 0,20	< 0,20	< 0,20	< 0,20
Benzo(a)anthracen		< 0,2		< 0,20	< 0,20	< 0,20	< 0,20	< 0,20	< 0,20	< 0,20
Benzo(b)fluoranthene		< 0,2		< 0,20	< 0,20	< 0,20	< 0,20	< 0,20	< 0,20	< 0,20
Benzo(j)fluoranthene		< 0,2		< 0,20	< 0,20	< 0,20	< 0,20	< 0,20	< 0,20	< 0,20
Benzo(k)fluoranthene		< 0,2		< 0,20	< 0,20	< 0,20	< 0,20	< 0,20	< 0,20	< 0,20
Chrysene		< 0,2		< 0,20	< 0,20	< 0,20	< 0,20	< 0,20	< 0,20	< 0,20
Dibenz(a,h)anthracene	mg/kg	< 0,2	-	< 0,20	< 0,20	< 0,20	< 0,20	< 0,20	< 0,20	< 0,20
Benzo(g,h,i)perylene		< 0,2		< 0,20	< 0,20	< 0,20	< 0,20	< 0,20	< 0,20	< 0,20
Indeno(1,2,3-cd)pyrene		< 0,2		< 0,20	< 0,20	< 0,20	< 0,20	< 0,20	< 0,20	< 0,20
Acenaphtylene		< 1		< 0,20	< 0,20	< 0,20	< 0,20	< 0,20	< 0,20	< 0,20
Acenaphtene				< 0,20	< 0,20	< 0,20	< 0,20	< 0,20	< 0,20	< 0,20
Fluorene				< 0,20	< 0,20	< 0,20	< 0,20	< 0,20	< 0,20	< 0,20
Phenanthrene				< 0,20	< 0,20	< 0,20	< 0,20	< 0,20	< 0,20	< 0,20
Anthracene				< 0,20	< 0,20	< 0,20	< 0,20	< 0,20	< 0,20	< 0,20
Fluoranthene				< 0,20	< 0,20	< 0,20	< 0,20	< 0,20	< 0,20	< 0,20
Pyrene		< 0,20		< 0,20	< 0,20	< 0,20	< 0,20	< 0,20	< 0,20	
Naphthalene	mg/kg	< 1	< 0,20	< 0,20	< 0,20	< 0,20	< 0,20	< 0,20	< 0,20	
Sum 18 PAH ^{a)}	mg/kg	< 1	-	-	-	-	-	-	-	
Evaluation	-	-	-	pass						

Tested materials:

No.	Sample ITC No.	Specification of the material – Sample Code
113	MO 207	25-103
114	MO 208	45-340
115	MO 209	118-355
116	MO 210	2-0
117	MO 211	54-359
118	MO 212	54-278
119	MO 213	94-328

Table 2.4.3.20 – Content of polycyclic aromatic hydrocarbons (PAH)

Parameter	Unit	Limit ^{a)}		Identified value ^{a)}						
		AfPS GS 2014:01 PAK ^{b)}	REACH 1907/2006, Annex XVII, item 50 ^{c)}	120)	121)	122)	123)	124)	125)	126)
Benzo(a)pyrene	mg/kg	< 0,2	< 0,5	< 0,20	< 0,20	< 0,20	< 0,20	< 0,20	< 0,20	< 0,20
Benzo(e)pyrene		< 0,2		< 0,20	< 0,20	< 0,20	< 0,20	< 0,20	< 0,20	< 0,20
Benzo(a)anthracen		< 0,2		< 0,20	< 0,20	< 0,20	< 0,20	< 0,20	< 0,20	< 0,20
Benzo(b)fluoranthene		< 0,2		< 0,20	< 0,20	< 0,20	< 0,20	< 0,20	< 0,20	< 0,20
Benzo(j)fluoranthene		< 0,2		< 0,20	< 0,20	< 0,20	< 0,20	< 0,20	< 0,20	< 0,20
Benzo(k)fluoranthene		< 0,2		< 0,20	< 0,20	< 0,20	< 0,20	< 0,20	< 0,20	< 0,20
Chrysene		< 0,2		< 0,20	< 0,20	< 0,20	< 0,20	< 0,20	< 0,20	< 0,20
Dibenz(a,h)anthracene	mg/kg	< 0,2	-	< 0,20	< 0,20	< 0,20	< 0,20	< 0,20	< 0,20	< 0,20
Benzo(g,h,i)perylene		< 0,2		< 0,20	< 0,20	< 0,20	< 0,20	< 0,20	< 0,20	< 0,20
Indeno(1,2,3-cd)pyrene		< 0,2		< 0,20	< 0,20	< 0,20	< 0,20	< 0,20	< 0,20	< 0,20
Acenaphtylene		< 1		< 0,20	< 0,20	< 0,20	< 0,20	< 0,20	< 0,20	< 0,20
Acenaphtene				< 0,20	< 0,20	< 0,20	< 0,20	< 0,20	< 0,20	< 0,20
Fluorene				< 0,20	< 0,20	< 0,20	< 0,20	< 0,20	< 0,20	< 0,20
Phenanthrene				< 0,20	< 0,20	< 0,20	< 0,20	< 0,20	< 0,20	< 0,20
Anthracene				< 0,20	< 0,20	< 0,20	< 0,20	< 0,20	< 0,20	< 0,20
Fluoranthene				< 0,20	< 0,20	< 0,20	< 0,20	< 0,20	< 0,20	< 0,20
Pyrene		< 0,20		< 0,20	< 0,20	< 0,20	< 0,20	< 0,20	< 0,20	
Naphthalene	mg/kg	< 1	< 0,20	< 0,20	< 0,20	< 0,20	< 0,20	< 0,20	< 0,20	
Sum 18 PAH ^{a)}	mg/kg	< 1	-	-	-	-	-	-	-	
Evaluation	-	-	-	pass						

Tested materials:

No. Sample ITC No. Specification of the material – Sample Code

120	MO 214	66-331
121	MO 215	15-363
122	MO 216	34-353
123	MO 217	121-357
124	MO 218	30-354
125	MO 219	29-367
126	MO 220	4-389



2.5: Chemical properties – Content of Lead by CPSC-CH-E1002-08.1 method

Table 2.5.1 – Content of Lead

Sample			Unit	Limit ^{a)}	Identified value ^{b)}	Evaluation
No.	Sample ITC No.	Sample Code			Content of Pb	
1	BB 1342 (MO 95)	1-272	mg/kg	max. 100	< 1,0	pass
2	BB 1343 (MO 96)	3-121			< 1,0	
3	BB 1344 (MO 97)	3-200			< 1,0	
4	BB 1345 (MO 98)	4-212			< 1,0	
5	BB 1346 (MO 99)	4-342			< 1,0	
6	BB 1347 (MO 100)	4-339			< 1,0	
7	BB 1349 (MO 101)	4-346			< 1,0	
8	BB 1350 (MO 102)	4-138			< 1,0	
9	BB 1351 (MO 103)	5-39			< 1,0	
10	BB 1352 (MO 104)	5-84			1,84	
11	BB 1353 (MO 105)	5-143			< 1,0	
12	BB 1354 (MO 106)	5-177			1,77	
13	BB 1355 (MO 107)	5-238			< 1,0	
14	BB 1356 (MO 108)	5-252			< 1,0	
15	BB 1357 (MO 109)	5-325			< 1,0	
16	BB 1358 (MO 110)	5-348			< 1,0	
17	BB 1359 (MO 111)	5-139			< 1,0	
18	BB 1360 (MO 112)	6-209			< 1,0	
19	BB 1361 (MO 113)	6-324			< 1,0	
20	BB 1362 (MO 114)	7-29			< 1,0	
21	BB 1363 (MO 115)	7-37			< 1,0	
22	BB 1364 (MO 116)	7-213			< 1,0	
23	BB 1365 (MO 117)	7-250			< 1,0	
24	BB 1366 (MO 118)	7-347			< 1,0	
25	BB 1367 (MO 119)	7-125			< 1,0	
26	BB 1368 (MO 120)	8-178			< 1,0	
27	BB 1369 (MO 121)	9-30			< 1,0	
28	BB 1370 (MO 122)	9-109			< 1,0	
29	BB 1371 (MO 123)	9-265			< 1,0	
30	BB 1372 (MO 124)	9-341			< 1,0	
31	BB 1373 (MO 125)	10-292			< 1,0	
32	BB 1374 (MO 126)	10-308			< 1,0	
33	BB 1375 (MO 127)	10-338			< 1,0	
34	BB 1376 (MO 128)	10-260			< 1,0	
35	BB 1377 (MO 129)	11-116			< 1,0	
36	BB 1378 (MO 130)	11-149			< 1,0	
37	BB 1379 (MO 131)	11-275			< 1,0	
38	BB 1380 (MO 132)	12-73			65,0	
39	BB 1381 (MO 133)	12-301			< 1,0	
40	BB 1382 (MO 134)	12-337			< 1,0	
41	BB 1383 (MO 135)	13-201			< 1,0	
42	BB 1384 (MO 136)	13-234			< 1,0	
43	BB 1385 (MO 137)	13-240			< 1,0	
44	BB 1386 (MO 138)	13-319			< 1,0	
45	BB 1387 (MO 139)	14-147			< 1,0	



Sample			Unit	Limit ^{a)}	Identified value ^{b)}	Evaluation
No.	Sample ITC No.	Sample Code			Content of Pb	
46	BB 1388 (MO 140)	14-223	mg/kg	max. 100	< 1,0	pass
47	BB 1389 (MO 141)	14-263			< 1,0	
48	BB 1390 (MO 142)	15-294			< 1,0	
49	BB 1391 (MO 143)	15-259			< 1,0	
50	BB 1392 (MO 144)	15-127			< 1,0	
51	BB 1393 (MO 145)	19-297			< 1,0	
52	BB 1394 (MO 146)	20-309			< 1,0	
53	BB 1395 (MO 147)	20-329			< 1,0	
54	BB 1396 (MO 148)	21-320			< 1,0	
55	BB 1397 (MO 149)	21-323			< 1,0	
56	BB 1398 (MO 150)	22-99			< 1,0	
57	BB 1399 (MO 151)	22-114			< 1,0	
58	BB 1400 (MO 152)	22-237			< 1,0	
59	BB 1401 (MO 153)	23-108			< 1,0	
60	BB 1402 (MO 154)	23-300			< 1,0	
61	BB 1403 (MO 155)	23-336			< 1,0	
62	BB 1404 (MO 156)	25-317			< 1,0	
63	BB 1405 (MO 157)	28-185			< 1,0	
64	BB 1406 (MO 158)	28-210			< 1,0	
65	BB 1407 (MO 159)	29-239			< 1,0	
66	BB 1408 (MO 160)	29-327			< 1,0	
67	BB 1409 (MO 161)	31-311			< 1,0	
68	BB 1410 (MO 162)	31-321			< 1,0	
69	BB 1411 (MO 163)	32-245			1,07	
70	BB 1412 (MO 164)	35-171			< 1,0	
71	BB 1413 (MO 165)	36-244			< 1,0	
72	BB 1414 (MO 166)	37-249			< 1,0	
73	BB 1415 (MO 167)	39-243			< 1,0	
74	BB 1416 (MO 168)	44-220			< 1,0	
75	BB 1417 (MO 169)	45-267			< 1,0	
76	BB 1418 (MO 170)	45-298			< 1,0	
77	BB 1419 (MO 171)	45-299			< 1,0	
78	BB 1420 (MO 172)	54-258			< 1,0	
79	BB 1421 (MO 173)	54-318			< 1,0	
80	BB 1422 (MO 174)	54-322			< 1,0	
81	BB 1423 (MO 175)	55-27			< 1,0	
82	BB 1424 (MO 176)	55-202			< 1,0	
83	BB 1425 (MO 177)	55-316			< 1,0	
84	BB 1426 (MO 178)	55-124			< 1,0	
85	BB 1427 (MO 179)	56-228			< 1,0	
86	BB 1428 (MO 180)	63-140			< 1,0	
87	BB 1429 (MO 181)	64-326			< 1,0	
88	BB 1430 (MO 182)	65-242			< 1,0	
89	BB 1431 (MO 183)	65-334			< 1,0	



Sample			Unit	Limit ^{a)}	Identified value ^{b)}	Evaluation
No.	Sample ITC No.	Sample Code			Content of Pb	
90	BB 1432 (MO 184)	66-274	mg/kg	max. 100	12,7	pass
91	BB 1433 (MO 185)	66-352			< 1,0	
92	BB 1434 (MO 186)	67-257			< 1,0	
93	BB 1435 (MO 187)	68-255			< 1,0	
94	BB 1436 (MO 188)	84-276			< 1,0	
95	BB 1437 (MO 189)	88-310			< 1,0	
96	BB 1438 (MO 190)	89-295			< 1,0	
97	BB 1439 (MO 191)	99-350			< 1,0	
98	BB 1440 (MO 192)	100-296			< 1,0	
99	BB 1441 (MO 193)	101-351			< 1,0	
100	MO 194	101-333			< 1,0	
101	MO 195	99-332			< 1,0	
102	MO 196	112-343			< 1,0	
103	MO 197	117-345			< 1,0	
104	MO 198	113-344			< 1,0	
105	MO 199	119-356			< 1,0	
106	MO 200	33-330			< 1,0	
107	MO 201	19-279			< 1,0	
108	MO 202	1-248			< 1,0	
109	MO 203	39-305			< 1,0	
110	MO 204	24-358			< 1,0	
111	MO 205	2-0-0			< 1,0	
112	MO 206	69-256			< 1,0	
113	MO 207	25-103			< 1,0	
114	MO 208	45-340			< 1,0	
115	MO 209	118-355			< 1,0	
116	MO 210	2-0	< 1,0			
117	MO 211	54-359	< 1,0			
118	MO 212	54-278	< 1,0			
119	MO 213	94-328	< 1,0			
120	MO 214	66-331	< 1,0			
121	MO 215	15-363	< 1,0			
122	MO 216	34-353	1,33			
123	MO 217	121-357	< 1,0			
124	MO 218	30-354	< 1,0			
125	MO 219	29-367	< 1,0			
126	MO 220	4-389	3,79			

Results of the assessment

a) Limits values in accordance with CPSC-CH-E1002-08.1

b) Symbol < detected limit of method

The results have been taken from the Documents D3 – see Chapter 4.



3. Conclusions of the Institute for Testing and Certification

The assessed **126 color plastic samples** (as specified in Table 1) – comply with the technical regulations quoted in Table 2.

4. List of related documents

- D1 Application No. 353301617 of 02.07.2019
- D2 Report of ATL No. 1004 No. 353301644/01 of 17.12.2019
- D3 Report of ATL No. 1004 No. 353301444/1 of 07.12.2017, 353301444/2 of 28.12.2017, 353301444/3 of 21.12.2017, 353301444/4 of 28.12.2017, 353301617/01 of 23.08.2019, 353301617/02 of 26.08.2019